

The air-operated oil pumps, fully designed and manufactured by MECLUBE, show remarkable operating features. They are fully made with electronic machine tools, the assembly is made with great care and the parts are carefully tested in order to assure the best guarantee of reliability and a long life. The type of used materials and manufacturing quality make these pumps suitable to work in the worst environment conditions.



The air-operated oil pumps, fully designed and manufactured by MECLUBE, show remarkable operating features. They are fully made with electronic machine tools, the assembly is made with great care and the parts are carefully tested in order to assure the best guarantee of reliability and a long life. The type of used materials and manufacturing quality make these pumps suitable to work in the worst environment conditions.



- **Brand new motion reverse device completely air operated, without cams**
- **Reduced number of worn parts**
- **Big amount of delivered oil with low air requirement**
- **High operating pressure**
- **Aluminum alloy body pump with electrolytic treatment that ensures very high corrosion strength**
- **High stressed elements in Fe 420 steel**



	AIR-OPERATED PUMPS FOR OIL AND SIMILAR FLUIDS	page 64
	OIL KITS	page 73
	DISPENSER BAR AND ACCESSORIES	page 89
	AIR-OPERATED INDUSTRIAL PUMPS FOR OIL AND SIMILAR FLUIDS	page 94
	ELECTRIC PUMPS KITS FOR OIL DISTRIBUTION	page 112
	DOUBLE-WALL TANKS FOR OIL "Multitank" AND "Tank in Tank"	page 114
	TANKS OF DUMP AND STOCKING SUITABLE FOR OIL-DISPENSING INSTALLATIONS	page 116
	FIXED INSTALLATIONS AND STRUCTURES	page 119
	NOZZLES FOR OIL AND SIMILAR FLUIDS	page 130
	ACCESSORIES FOR OIL PUMPS	page 140
	ELECTRONIC MANAGEMENT SYSTEMS	page 146
	PNEUMATIC AND MANUAL OIL DISPENSERS	page 156
	OIL SYRINGES, OIL CANS, DECANTERS AND FUNNELS	page 162
	AIR-OPERATED STAINLESS STEEL PUMPS FOR ANTI-FREEZE AND WINDSCREEN LIQUID	page 166
	BRAKE BLEEDERS-CLUTCHES ELECTRIC BRAKE BLEEDER	page 174



AIR-OPERATED PUMPS FOR OIL AND SIMILAR FLUIDS Mod.501

COMPRESSION RATIO = 1:1

DELIVERY CAPACITY = 35 l/min

Art. 020-0978-000

Air-operated oil pump Mod.501
ratio=1:1 Delivery capacity 35 l/min

For wall-fixing or fixed positions.
With additional accessories it allows
to make different applications.

Viton seals

Art. 020-0980-000

Air-operated oil pump Mod.501
ratio=1:1 Delivery capacity 35 l/min

For standard drums of 50-60 l
(shank length 740 mm)

Viton seals

Art. 020-0985-000

Air-operated oil pump Mod.501
ratio=1:1 Delivery capacity 35 l/min

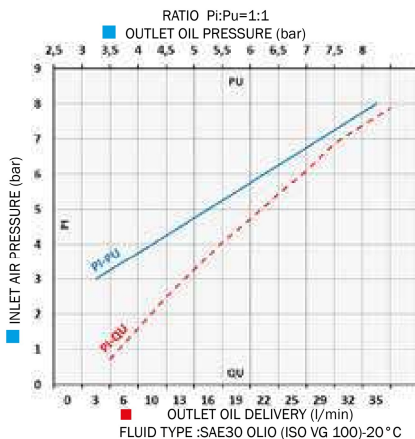
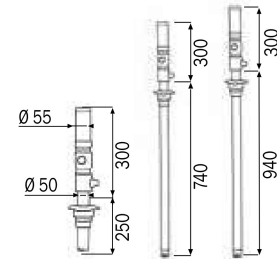
For standard drums of 180-220 l
(shank length 940 mm)

Viton seals

With threaded ring for drum connection.



020-0978-000	4,100	0,007	1
020-0980-000	5,500	0,013	1
020-0985-000	6,200	0,016	1



Technical Data	020-0978-000	020-0980-000	020-0985-000
Compression ratio	1:1	1:1	1:1
Working pressure	bar	6-8	6-8
Air consumption	l/min	200	200
Air inlet connection	BSP	F 1/4" G	F 1/4" G
Oil outlet connection	BSP	M 1/2" G	M 1/2" G
Oil delivery capacity 8 bar	l/min	35	35
Noise	dB	80	80
Shank diameter	mm	50	50
Shank length	mm	250	740
For drums with capacity of	l	-	50-60
			180-220

These pumps are advised for the transfer of low viscosity oil (SAE 15/80), similar fluids and antifreeze, for short distances (5 - 10 m). The delivery capacity of a pump varies according to particular applications and combinations: the pressure of air supplied; viscosity and temperature of the fluid; dimensions of delivery hose; dimensions of connections and type of gun which is used. The operating pressure may vary between a minimum of 3 bar and a maximum of 8 bar. To optimize the performance and the time-life of the air-operated pumps we advise to use filtered and lubricated air.

AIR-OPERATED PUMPS FOR OIL AND SIMILAR FLUIDS Mod.503

COMPRESSION RATIO = 3:1

DELIVERY CAPACITY = 25 l/min



Art. 020-0988-000

Air-operated oil pump Mod.503
ratio=3:1 Delivery capacity 25 l/min
For wall-fixing or fixed positions.
With additional accessories it allows
to make different applications.

Viton seals

Art. 020-0990-000

Air-operated oil pump Mod.503
ratio=3:1 Delivery capacity 25 l/min
For standard drums of 50-60 l
(shank length 740 mm)

Viton seals

Art. 020-0995-000

Air-operated oil pump Mod.503
ratio=3:1 Delivery capacity 25 l/min
For standard drums of 180-220 l
(shank length 940 mm)

Viton seals

Art. 020-0995-125

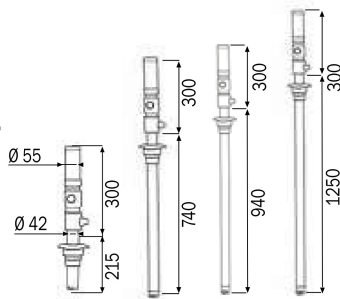
Air-operated oil pump Mod.503
ratio=3:1 Delivery capacity 25 l/min
For standard tanks of 750-1500 l
(shank length 1250 mm)

Viton seals

With threaded ring for drum connection.

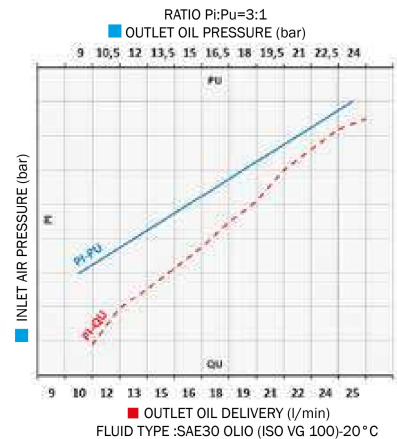


Art. No.	Weight (Kg)	Volume (m³)	Box Qty
020-0988-000	3,700	0,007	1
020-0990-000	5,000	0,013	1
020-0995-000	5,700	0,016	1
020-0995-125	6,700	0,019	1



Technical Data

	020-0988-000	020-0990-000	020-0995-000	020-0995-125
Compression ratio	3:1	3:1	3:1	3:1
Working pressure	bar 6-8	bar 6-8	bar 6-8	bar 6-8
Air consumption	l/min 200	l/min 200	l/min 200	l/min 200
Air inlet connection	BSP F 1/4" G	BSP F 1/4" G	BSP F 1/4" G	BSP F 1/4" G
Oil outlet connection	BSP M 1/2" G	BSP M 1/2" G	BSP M 1/2" G	BSP M 1/2" G
Oil delivery capacity 8 bar	l/min 25	l/min 25	l/min 25	l/min 25
Noise	dB 80	dB 80	dB 80	dB 80
Shank diameter	mm 42	mm 42	mm 42	mm 42
Shank length	mm 215	mm 740	mm 940	mm 1250
For drums with capacity of	l -	l 50-60	l 180-220	l 750-1500



These pumps are advised for the transfer of low - medium viscosity oil (SAE 15/130), similar fluids and antifreeze, for short-medium distances (40 - 50 m). The delivery capacity of a pump varies according to particular applications and combinations: the pressure of air supplied; viscosity and temperature of the fluid; dimensions of delivery hose; dimensions of connections and type of gun which is used. The operating pressure may vary between a minimum of 3 bar and a maximum of 8 bar. To optimize the performance and the time-life of the air-operated pumps we advise to use filtered and lubricated air.

COMPRESSION RATIO = 1:1

DELIVERY CAPACITY = 40 l/min

Art. 020-1168-000

Air-operated oil pump Mod.601
ratio=1:1 Delivery capacity 40 l/min
For wall-fixing or fixed positions.
With additional accessories it allows
to make different applications.
Polyurethane seals

Art. 020-1170-000

Air-operated oil pump Mod.601
ratio=1:1 Delivery capacity 40 l/min
For standard drums of 180-220 l
(shank length 940 mm)
Polyurethane seals

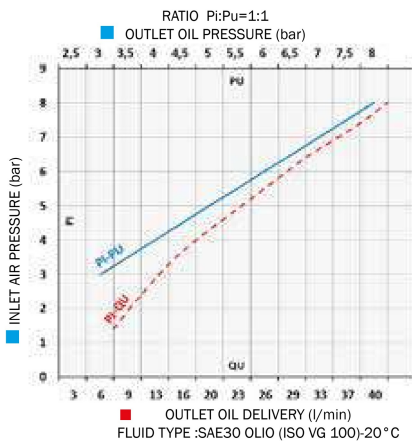
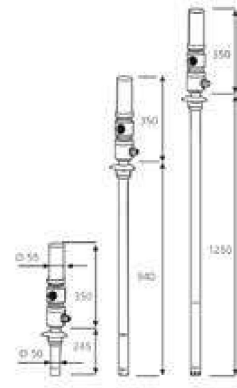
Art. 020-1172-000

Air-operated oil pump Mod.601
ratio=1:1 Delivery capacity 40 l/min
For standard tanks of 750-1500 l
(shank length 1250 mm)
Polyurethane seals

With threaded ring for drum connection.



020-1168-000	5,200	0,007	1
020-1170-000	7,300	0,016	1
020-1172-000	8,600	0,019	1



Technical Data		020-1168-000	020-1170-000	020-1172-000
Compression ratio		1:1	1:1	1:1
Working pressure	bar	6-8	6-8	6-8
Air consumption	l/min	220	220	220
Air inlet connection	BSP	F 1/4" G	F 1/4" G	F 1/4" G
Oil outlet connection	BSP	M 3/4" G	M 3/4" G	M 3/4" G
Oil delivery capacity 8 bar	l/min	40	40	40
Noise	dB	80	80	80
Shank diameter	mm	50	50	50
Shank length	mm	245	940	1250
For drums with capacity of	l	-	180-220	750-1500

These pumps are advised for the transfer of low viscosity oil (SAE 15/80), hydraulic oil, similar fluids and antifreeze, for short distances (5 - 10 m). The delivery capacity of a pump varies according to particular applications and combinations: the pressure of air supplied; viscosity and temperature of the fluid; dimensions of delivery hose; dimensions of connections and type of gun which is used. The operating pressure may vary between a minimum of 3 bar and a maximum of 8 bar. To optimize the performance and the time-life of the air-operated pumps we advise to use filtered and lubricated air.

AIR-OPERATED OIL PUMPS Mod.603

COMPRESSION RATIO = 3:1

DELIVERY CAPACITY = 30 l/min



Art. 020-1188-000

Double-acting air-operated oil pump Mod.603

ratio=3:1 Delivery capacity 30 l/min

For wall-fixing or fixed positions.

With additional accessories it allows to make different applications.

Polyurethane seals

Art. 020-1190-000

Double-acting air-operated oil pump Mod.603

ratio=3:1 Delivery capacity 30 l/min

For standard drums of 50-60 l

(shank length 740 mm)

Polyurethane seals

Art. 020-1195-000

Double-acting air-operated oil pump Mod.603

ratio=3:1 Delivery capacity 30 l/min

For standard drums of 180-220 l

(shank length 940 mm)

Polyurethane seals

Art. 020-1196-000

Double-acting air-operated oil pump Mod.603

ratio=3:1 Delivery capacity 30 l/min

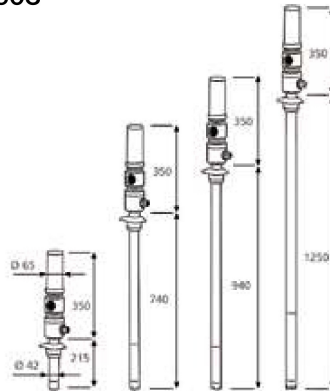
For standard tanks of 750-1500 l

(shank length 1250 mm)

Polyurethane seals

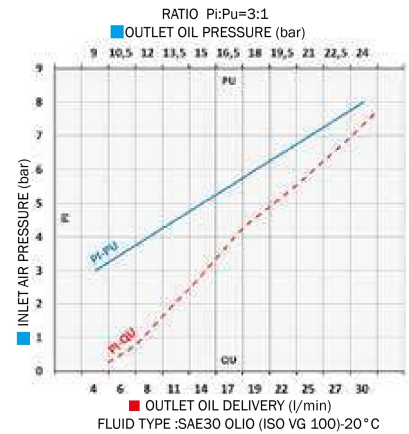
With threaded ring for drum connection.

020-1188-000	5,300	0,007	1	
020-1190-000	6,600	0,013	1	
020-1195-000	7,200	0,016	1	
020-1196-000	8,700	0,019	1	



Technical Data

		020-1188-000	020-1190-000	020-1195-000	020-1196-000
Compression ratio		3:1	3:1	3:1	3:1
Working pressure	bar	6-8	6-8	6-8	6-8
Air consumption	l/min	220	220	220	220
Air inlet connection	BSP	F 1/4" G	F 1/4" G	F 1/4" G	F 1/4" G
Oil outlet connection	BSP	M 1/2" G	M 1/2" G	M 1/2" G	M 1/2" G
Oil delivery capacity 8 bar	l/min	30	30	30	30
Noise	dB	80	80	80	80
Shank diameter	mm	42	42	42	42
Shank length	mm	215	740	940	1250
For drums with capacity of	l	-	50-60	180-220	750-1500



These pumps are advised for the transfer of low - medium viscosity oil (SAE 15/130), and anti-freeze, for short-medium distances (40 - 50 m). The delivery capacity of a pump varies according to particular applications and combinations: the pressure of air supplied; viscosity and temperature of the fluid; dimensions of delivery hose; dimensions of connections and type of gun which is used. The operating pressure may vary between a minimum of 3 bar and a maximum of 8 bar. The double-acting guarantees the delivery of a continuous and constant flow, suitable for installations on distribution facilities. To optimize the performance and the time-life of the air-operated pumps we advise to use filtered and lubricated air.



Art. 020-1198-000

Double-acting air-operated oil pump Mod.605
ratio=5:1 Delivery capacity 28 l/min

For wall-fixing or fixed positions.
With additional accessories it allows to make different applications.

Polyurethane seals

Art. 020-1200-000

Double-acting air-operated oil pump Mod.605
ratio=5:1 Delivery capacity 28 l/min

For standard drums of 50-60 l
(shank length 740 mm)

Polyurethane seals

Art. 020-1205-000

Double-acting air-operated oil pump Mod.605
ratio=5:1 Delivery capacity 28 l/min

For standard drums of 180-220 l
(shank length 940 mm)

Polyurethane seals

Art. 020-1206-000

Double-acting air-operated oil pump Mod.605
ratio=5:1 Delivery capacity 28 l/min

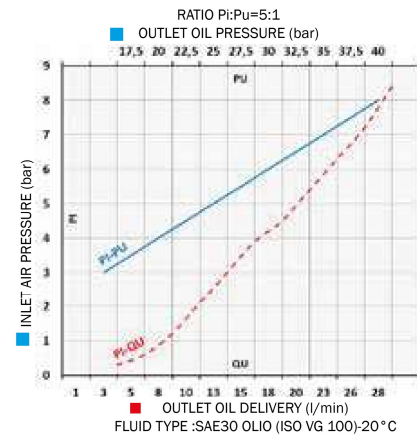
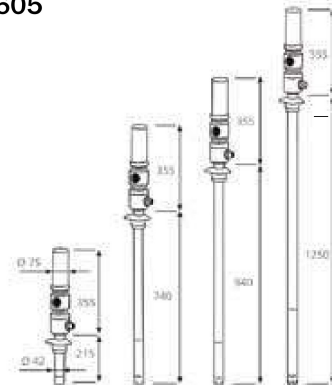
For standard tanks of 750-1500 l
(shank length 1250 mm)

Polyurethane seals

With threaded ring for drum connection.



020-1198-000	5,500	0,007	1
020-1200-000	6,800	0,013	1
020-1205-000	7,400	0,016	1
020-1206-000	8,900	0,019	1



Technical Data

		020-1198-000	020-1200-000	020-1205-000	020-1206-000
Compression ratio		5:1	5:1	5:1	5:1
Working pressure	bar	6-8	6-8	6-8	6-8
Air consumption	l/min	250	250	250	250
Air inlet connection	BSP	F 1/4" G	F 1/4" G	F 1/4" G	F 1/4" G
Oil outlet connection	BSP	M 1/2" G	M 1/2" G	M 1/2" G	M 1/2" G
Oil delivery capacity 8 bar	l/min	28	28	28	28
Noise	dB	80	80	80	80
Shank diameter	mm	42	42	42	42
Shank length	mm	215	740	940	1250
For drums with capacity of	l	-	50-60	180-220	750-1500

These pumps are advised for the transfer of medium-high viscosity oil (SAE 15/240), and anti-freeze, for medium-long distances (150 - 200 m). The delivery capacity of a pump varies according to particular applications and combinations: the pressure of air supplied; viscosity and temperature of the fluid; dimensions of delivery hose; dimensions of connections and type of gun which is used. The operating pressure may vary between a minimum of 3 bar and a maximum of 8 bar. The double-acting guarantees the delivery of a continuous and constant flow, suitable for installations on distribution facilities. To optimize the performance and the time-life of the air-operated pumps we advise to use filtered and lubricated air.

AIR-OPERATED OIL PUMPS Mod.608

COMPRESSION RATIO = 8:1

DELIVERY CAPACITY = 20 l/min



Art. 020-1207-000

Double-acting air-operated oil pump Mod.608
ratio=8:1 Delivery capacity 20 l/min

For wall-fixing or fixed positions.

With additional accessories it allows
to make different applications.

Polyurethane seals

Art. 020-1208-000

Double-acting air-operated oil pump Mod.608
ratio=8:1 Delivery capacity 20 l/min

For standard drums of 50-60 l

(shank length 740 mm)

Polyurethane seals

Art. 020-1210-000

Double-acting air-operated oil pump Mod.608
ratio=8:1 Delivery capacity 20 l/min

For standard drums of 180-220 l

(shank length 940 mm)

Polyurethane seals

Art. 020-1211-000

Double-acting air-operated oil pump Mod.608
ratio=8:1 Delivery capacity 20 l/min

For standard tanks of 750-1500 l

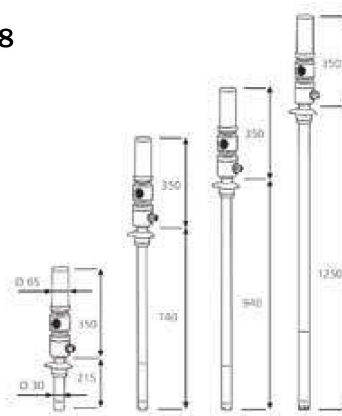
(shank length 1250 mm)

Polyurethane seals

With threaded ring for drum connection.

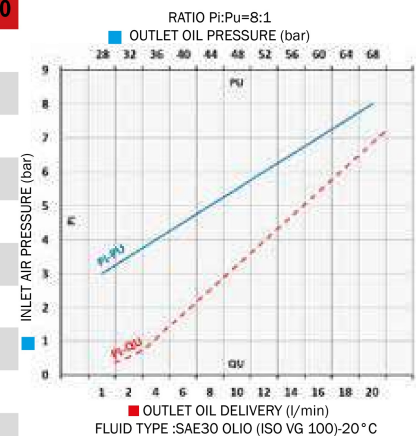


Art. No.	Weight (Kg)	Volume (m³)	Quantity
020-1207-000	4,900	0,007	1
020-1208-000	6,300	0,013	1
020-1210-000	7,000	0,016	1
020-1211-000	8,000	0,019	1



Technical Data

		020-1207-000	020-1208-000	020-1210-000	020-1211-000
Compression ratio		8:1	8:1	8:1	8:1
Working pressure	bar	6-8	6-8	6-8	6-8
Air consumption	l/min	220	220	220	220
Air inlet connection	BSP	F 1/4" G	F 1/4" G	F 1/4" G	F 1/4" G
Oil outlet connection	BSP	M 1/2" G	M 1/2" G	M 1/2" G	M 1/2" G
Oil delivery capacity 8 bar	l/min	20	20	20	20
Noise	dB	80	80	80	80
Shank diameter	mm	30	30	30	30
Shank length	mm	215	740	940	1250
For drums with capacity of	l	-	50-60	180-220	750-1500



These pumps are advised for the transfer of high viscosity oil (SAE 15/280), for medium-long distances (150 – 200 m). The delivery capacity of a pump varies according to particular applications and combinations: the pressure of air supplied; viscosity and temperature of the fluid; dimensions of delivery hose; dimensions of connections and type of gun which is used. The operating pressure may vary between a minimum of 3 bar and a maximum of 8 bar. The double-acting guarantees the delivery of a continuous and constant flow, suitable for installations on distribution facilities. To optimize the performance and the time-life of the air-operated pumps we advise to use filtered and lubricated air.



Art. 020-1176-000

Double-acting air-operated oil pump Mod.803
ratio=3:1 Delivery capacity 40 l/min

For wall-fixing or fixed positions.
With additional accessories it allows
to make different applications.
Polyurethane seals

Art. 020-1178-000

Double-acting air-operated oil pump Mod.803
ratio=3:1 Delivery capacity 40 l/min

For standard drums of 180-220 l
(shank length 940 mm)
Polyurethane seals

Art. 020-1179-000

Double-acting air-operated oil pump Mod.803
ratio=3:1 Delivery capacity 40 l/min

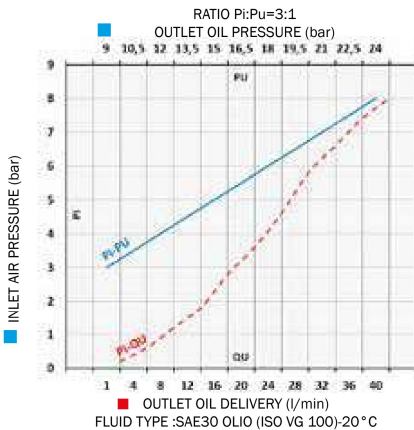
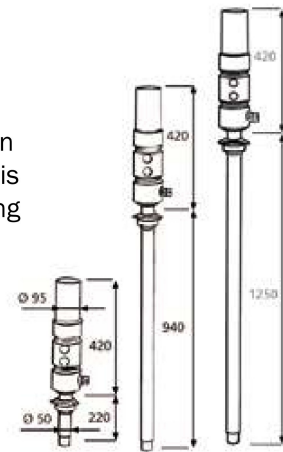
For standard tanks of 750-1500 l
(shank length 1250 mm)
Polyurethane seals

With threaded ring for drum connection.

They are suitable for workshops oil distribution applications for industrial vehicles in which it is requested a high delivery with more dispensing points.



020-1176-000	10,100	0,011	1
020-1178-000	11,700	0,023	1
020-1179-000	12,600	0,028	1



Technical Data	020-1176-000	020-1178-000	020-1179-000
Compression ratio	3:1	3:1	3:1
Working pressure	bar	6-8	6-8
Air consumption	l/min	340	340
Air inlet connection	BSP	F 3/8" G	F 3/8" G
Oil outlet connection	BSP	M 3/4" G	M 3/4" G
Oil delivery capacity 8 bar	l/min	40	40
Noise	dB	80	80
Shank diameter	mm	50	50
Shank length	mm	220	940
For drums with capacity of	l	-	180-220
			750-1500

These pumps are advised for the transfer of low-medium viscosity oil (SAE 15/130), and anti-freeze, for short-medium distances (40 - 50 m). The delivery capacity of a pump varies according to particular applications and combinations: the pressure of air supplied; viscosity and temperature of the fluid; dimensions of delivery hose; dimensions of connections and type of gun which is used. The operating pressure may vary between a minimum of 3 bar and a maximum of 8 bar. The double-acting guarantees the delivery of a continuous and constant flow, suitable for installations on distribution facilities. To optimize the performance and the time-life of the air-operated pumps we advise to use filtered and lubricated air.

HIGH DELIVERY AIR-OPERATED OIL PUMPS Mod.805

COMPRESSION RATIO = 5:1

DELIVERY CAPACITY = 35 l/min



Art. 020-1180-000

Double-acting air-operated oil pump Mod.805

ratio=5:1 Delivery capacity 35 l/min

For wall-fixing or fixed positions.

With additional accessories it allows

to make different applications.

Polyurethane seals

Art. 020-1182-000

Double-acting air-operated oil pump Mod.805

ratio=5:1 Delivery capacity 35 l/min

For standard drums of 180-220 l

(shank length 940 mm)

Polyurethane seals

Art. 020-1183-000

Double-acting air-operated oil pump Mod.805

ratio=5:1 Delivery capacity 35 l/min

For standard tanks of 750-1500 l

(shank length 1250 mm)

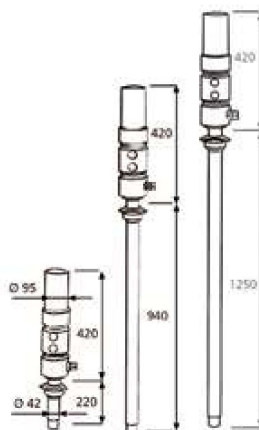
Polyurethane seals

With threaded ring for drum connection.

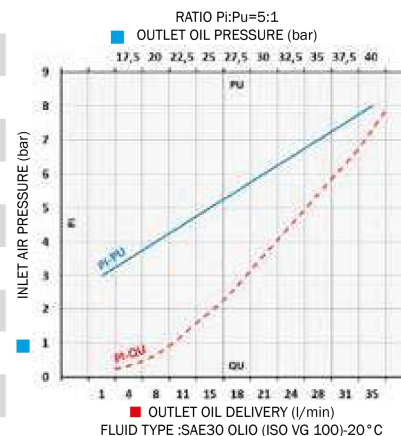
They are suitable for workshops oil distribution applications for industrial vehicles in which it is requested a high delivery with more dispensing points.



Art. No.	Weight (Kg)	Volume (m³)	Box Qty
020-1180-000	9,900	0,011	1
020-1182-000	11,300	0,023	1
020-1183-000	12,000	0,028	1



Technical Data		020-1180-000	020-1182-000	020-1183-000
Compression ratio		5:1	5:1	5:1
Working pressure	bar	6-8	6-8	6-8
Air consumption	l/min	385	385	385
Air inlet connection	BSP	F 3/8" G	F 3/8" G	F 3/8" G
Oil outlet connection	BSP	M 3/4" G	M 3/4" G	M 3/4" G
Oil delivery capacity 8 bar	l/min	35	35	35
Noise	dB	80	80	80
Shank diameter	mm	42	42	42
Shank length	mm	220	940	1250
For drums with capacity of	l	-	180-220	750-1500



These pumps are advised for the transfer of medium-high viscosity oil (SAE 15/240) and anti-freeze, for medium-long distances (150 - 200 m). The delivery capacity of a pump varies according to particular applications and combinations: the pressure of air supplied; viscosity and temperature of the fluid; dimensions of delivery hose; dimensions of connections and type of gun which is used. The operating pressure may vary between a minimum of 3 bar and a maximum of 8 bar. The double-acting guarantees the delivery of a continuous and constant flow, suitable for installations on distribution facilities. To optimize the performance and the time-life of the air-operated pumps we advise to use filtered and lubricated air.



Art. 020-1185-000
Double-acting air-operated oil pump Mod.810
 ratio=10:1 Delivery capacity 30 l/min
 For wall-fixing or fixed positions.
 With additional accessories it allows
 to make different applications.
 Polyurethane seals

Art. 020-1186-000
Double-acting air-operated oil pump Mod.810
 ratio=10:1 Delivery capacity 30 l/min
 For standard drums of 180-220 l
 (shank length 940 mm)
 Polyurethane seals

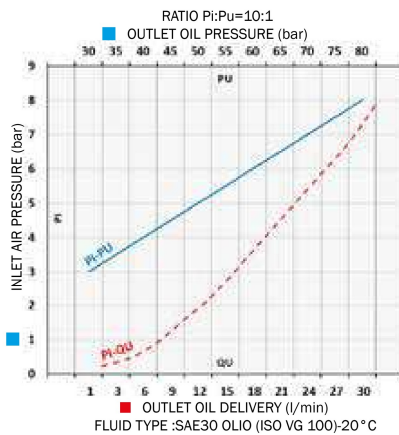
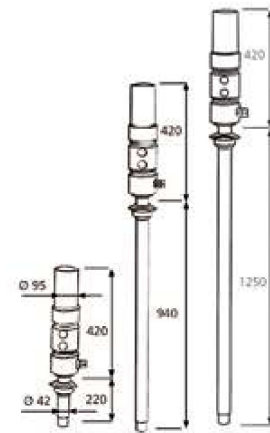
Art. 020-1187-000
Double-acting air-operated oil pump Mod.810
 ratio=10:1 Delivery capacity 30 l/min
 For standard tanks of 750-1500 l
 (shank length 1250 mm)
 Polyurethane seals

With threaded ring for drum connection.

They are suitable for workshops oil distribution applications for industrial vehicles in which it is requested a high delivery with more dispensing points.



020-1185-000	10,300	0,011	1
020-1186-000	11,600	0,023	1
020-1187-000	12,800	0,028	1



Technical Data	020-1185-000	020-1186-000	020-1187-000
Compression ratio	10:1	10:1	10:1
Working pressure	bar	6-8	6-8
Air consumption	l/min	385	385
Air inlet connection	BSP	F 3/8" G	F 3/8" G
Oil outlet connection	BSP	M 3/4" G	M 3/4" G
Oil delivery capacity 8 bar	l/min	30	30
Noise	dB	80	80
Shank diameter	mm	42	42
Shank length	mm	220	940
For drums with capacity of	l	-	180-220
			750-1500

These pumps are advised for the transfer of medium-high viscosity oil (SAE 15/280) and anti-freeze, for medium-long distances (150 - 250 m). The delivery capacity of a pump varies according to particular applications and combinations: the pressure of air supplied; viscosity and temperature of the fluid; dimensions of delivery hose; dimensions of connections and type of gun which is used. The operating pressure may vary between a minimum of 3 bar and a maximum of 8 bar. The double-acting guarantees the delivery of a continuous and constant flow, suitable for installations on distribution facilities. To optimize the performance and the time-life of the air-operated pumps we advise to use filtered and lubricated air.

Art. 022-1281-000

Oil kit suitable for drums of 50-60 l

Composed by:

Art.020-1200-000 Air-operated oil pump ratio=5:1 28 l/min

Art.906-0404-030 1SC 1/2" hose M-F 3,0 m length

Art.024-1233-C00 Oil digital dispensing nozzle

Art. 022-1281-A00

Oil kit suitable for drums of 50-60 l

Composed like Art.022-1281-000 but with:

Art.020-1190-000 Air-operated oil pump ratio=3:1 30 l/min

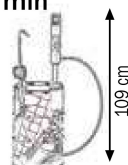
Art. 022-1281-B00

Oil kit suitable for drums of 50-60 l

Composed like Art.022-1281-000 but with:

Art.020-0990-000 Air-operated oil pump ratio=3:1 25 l/min

022-1281-000	10,400	0,034	2	
022-1281-A00	10,200	0,034	2	
022-1281-B00	8,600	0,034	2	



022-1281-000

Art. 022-1288-000

Oil kit suitable for drums of 180-220 l

Composed by:

Art.020-1205-000 Air-operated oil pump ratio=5:1 28 l/min

Art.906-0404-030 1SC 1/2" hose M-F 3,0 m length

Art.024-1233-C00 Oil digital dispensing nozzle

Art. 022-1288-A00

Oil kit suitable for drums of 180-220 l

Composed like Art.022-1288-000 but with:

Art.020-1195-000 Air-operated oil pump ratio=3:1 30 l/min

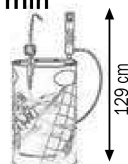
Art. 022-1288-B00

Oil kit suitable for drums of 180-220 l

Composed like Art.022-1288-000 but with:

Art.020-0995-000 Air-operated oil pump ratio=3:1 25 l/min

022-1288-000	11,000	0,040	2	
022-1288-A00	10,800	0,040	2	
022-1288-B00	9,300	0,040	2	



022-1288-000

Art. 022-1289-000

Oil kit suitable for drums of 180-220 l

Composed by:

Art.020-1182-000 Air-operated oil pump ratio=5:1 35 l/min

Art.906-0505-030 1SC 3/4" hose M-F 3,0 m length

Art.024-1245-G00 High delivery oil digital dispensing nozzle

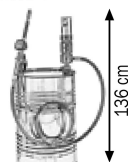
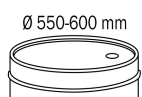
Art. 022-1289-A00

Oil kit suitable for drums of 180-220 l

Composed like Art.022-1289-000 but with:

Art.020-1178-000 Air-operated oil pump ratio=3:1 40 l/min

022-1289-000	17,500	0,044	2	
022-1289-A00	17,900	0,044	2	



022-1289-000



022-1280-000

Art. 022-1280-000

Wheeled oil kit suitable for drums of 50-60 l

Composed by:

Art.020-1200-000 Air-operated oil pump ratio=5:1 28 l/min

Art.030-1395-000 4-wheels trolley

Art.906-0404-030 1SC 1/2" hose M-F 3,0 m length

Art.024-1231-C00 Oil dispensing nozzle

Art. 022-1282-000

Wheeled oil kit suitable for drums of 50-60 l

Composed like Art.022-1280-000 but with:

Art.020-1190-000 Air-operated oil pump ratio=3:1 30 l/min

Art. 022-1282-B00

Wheeled oil kit suitable for drums of 50-60 l

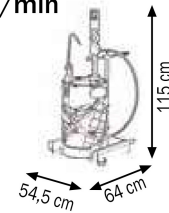
Composed like Art.022-1280-000 but with:

Art.020-0990-000 Air-operated oil pump ratio=3:1 25 l/min



022-1280-000	22,800	0,085	2
022-1282-000	22,600	0,085	2
022-1282-B00	21,000	0,085	2

Ø 370-420 mm



022-1283-000

Art. 022-1283-000

Wheeled oil kit suitable for drums of 50-60 l

Composed by:

Art.020-1200-000 Air-operated oil pump ratio=5:1 28 l/min

Art.030-1395-000 4-wheels trolley

Art.906-0404-030 1SC 1/2" hose M-F 3,0 m length

Art.024-1233-C00 Oil digital dispensing nozzle

Art. 022-1284-000

Wheeled oil kit suitable for drums of 50-60 l

Composed like Art.022-1283-000 but with:

Art.020-1190-000 Air-operated oil pump ratio=3:1 30 l/min

Art. 022-1284-B00

Wheeled oil kit suitable for drums of 50-60 l

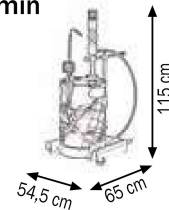
Composed like Art.022-1283-000 but with:

Art.020-0990-000 Air-operated oil pump ratio=3:1 25 l/min



022-1283-000	23,400	0,085	2
022-1284-000	23,200	0,085	2
022-1284-B00	21,600	0,085	2

Ø 370-420 mm



022-1285-000

Art. 022-1285-000

Wheeled oil kit suitable for drums of 180-220 l

Composed by:

Art.020-1205-000 Air-operated oil pump ratio=5:1 28 l/min

Art.030-1400-000 4-wheels trolley

Art.906-0404-030 1SC 1/2" hose M-F 3,0 m length

Art.024-1231-C00 Oil dispensing nozzle

Art. 022-1287-000

Wheeled oil kit suitable for drums of 180-220 l

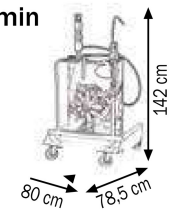
Composed like Art.022-1285-000 but with:

Art.020-1195-000 Air-operated oil pump ratio=3:1 30 l/min



022-1285-000	46,600	0,186	2
022-1287-000	46,400	0,186	2

Ø 550-600 mm



Art. 022-1290-000

Wheeled oil kit suitable for drums of 180-220 l

Composed by:

Art.020-1205-000 Air-operated oil pump ratio=5:1 28 l/min

Art.030-1400-000 4-wheels trolley

Art.906-0404-030 1SC 1/2" hose M-F 3,0 m length

Art.024-1233-C00 Oil digital dispensing nozzle

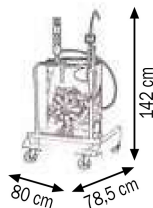
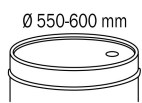
Art. 022-1292-000

Wheeled oil kit suitable for drums of 180-220 l

Composed like Art.022-1290-000 but with:

Art.020-1195-000 Air-operated oil pump ratio=3:1 30 l/min

022-1290-000	47,300	0,186	2	
022-1292-000	47,100	0,186	2	



022-1290-000

Art. 022-1293-000

Wheeled oil kit suitable for drums of 180-220 l

Composed by:

Art.020-1205-000 Air-operated oil pump ratio=5:1 28 l/min

Art.030-1405-000 4-wheels trolley

Art.906-0404-030 1SC 1/2" hose M-F 3,0 m length

Art.024-1233-C00 Oil digital dispensing nozzle

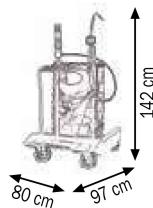
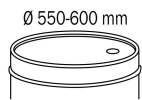
Art. 022-1294-000

Wheeled oil kit suitable for drums of 180-220 l

Composed like Art.022-1293-000 but with:

Art.020-1195-000 Air-operated oil pump ratio=3:1 30 l/min

022-1293-000	56,500	0,186	2	
022-1294-000	56,300	0,186	2	



022-1293-000

Art. 022-1295-000

Wheeled oil kit suitable for drums of 180-220 l

Composed by:

Art.020-1205-000 Air-operated oil pump ratio=5:1 28 l/min

Art.030-1405-000 4-wheels trolley

Art.906-0424-015 1SC 1/2" hose F-F 1,5 m length

Art.070-1206-410 Hose reel with 1SC 1/2" hose 10,0 m length

Art.024-1233-C00 Oil digital dispensing nozzle

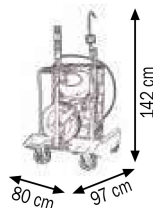
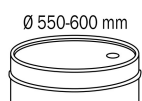
Art. 022-1297-000

Wheeled oil kit suitable for drums of 180-220 l

Composed like Art.022-1295-000 but with:

Art.020-1195-000 Air-operated oil pump ratio=3:1 30 l/min

022-1295-000	72,900	0,226	3	
022-1297-000	72,700	0,226	3	



022-1295-000



Art. 022-1298-A00

Wheeled oil kit suitable for drums of 180-220 l

Composed by:

Art.020-1205-000 Air-operated oil pump ratio=5:1 28 l/min

Art.030-1398-000 3-wheels trolley

Art.906-0404-030 1SC 1/2" hose M-F 3,0 m length





Art.024-1231-C00 Oil dispensing nozzle

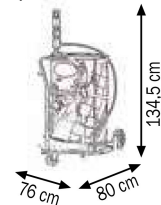
Art. 022-1298-B00

Wheeled oil kit suitable for drums of 180-220 l

Composed like Art.022-1298-A00 but with:

Art.020-1195-000 Air-operated oil pump ratio=3:1 30 l/min

				
022-1298-A00	31,500	0,186	2	
022-1298-B00	31,300	0,186	2	



Art. 022-1298-C00

Wheeled oil kit suitable for drums of 180-220 l

Composed by:

Art.020-1205-000 Air-operated oil pump ratio=5:1 28 l/min

Art.030-1398-000 3-wheels trolley

Art.906-0404-030 1SC 1/2" hose M-F 3,0 m length





Art.024-1233-C00 Oil digital dispensing nozzle

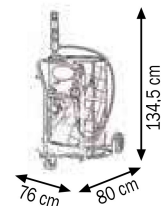
Art. 022-1298-D00

Wheeled oil kit suitable for drums of 180-220 l

Composed like Art.022-1298-C00 but with:

Art.020-1195-000 Air-operated oil pump ratio=3:1 30 l/min

				
022-1298-C00	32,300	0,186	2	
022-1298-D00	32,000	0,186	2	



Art. 022-1298-E00

Wheeled oil kit suitable for drums of 180-220 l

Composed by:

Art.020-1205-000 Air-operated oil pump ratio=5:1 28 l/min

Art.030-1398-000 3-wheels trolley

Art.906-0424-015 1SC 1/2" hose F-F 1,5 m length

Art.070-1206-410 Hose reel with 1SC 1/2" hose 10,0 m length





Art.024-1233-C00 Oil digital dispensing nozzle

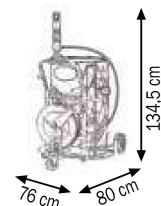
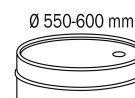
Art. 022-1298-F00

Wheeled oil kit suitable for drums of 180-220 l

Composed like Art.022-1298-E00 but with:

Art.020-1195-000 Air-operated oil pump ratio=3:1 30 l/min

				
022-1298-E00	48,500	0,226	3	
022-1298-F00	48,300	0,226	3	



Art. 022-1299-A00

Wheeled oil kit suitable for drums of 180-220 l

Composed by:

Art.020-0995-000 Air-operated oil pump ratio=3:1 25 l/min

Art.030-1398-000 3-wheels trolley

Art.906-0404-030 1SC 1/2" hose M-F 3,0 m length

Art.024-1231-C00 Oil dispensing nozzle

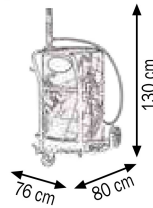
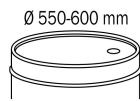
Art. 022-1299-B00

Wheeled oil kit suitable for drums of 180-220 l

Composed like Art.022-1299-A00 but with:

Art.020-0985-000 Air-operated oil pump ratio=1:1 35 l/min

022-1299-A00	29,800	0,186	2	
022-1299-B00	30,300	0,186	2	



022-1299-A00

Art. 022-1299-C00

Wheeled oil kit suitable for drums of 180-220 l

Composed by:

Art.020-0995-000 Air-operated oil pump ratio=3:1 25 l/min

Art.030-1398-000 3-wheels trolley

Art.906-0404-030 1SC 1/2" hose M-F 3,0 m length

Art.024-1233-C00 Oil digital dispensing nozzle

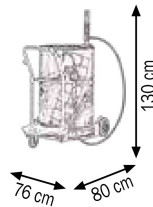
Art. 022-1299-D00

Wheeled oil kit suitable for drums of 180-220 l

Composed like Art.022-1299-C00 but with:

Art.020-0985-000 Air-operated oil pump ratio=1:1 35 l/min

022-1299-C00	30,500	0,186	2	
022-1299-D00	31,000	0,186	2	



022-1299-C00

Art. 022-1299-E00

Wheeled oil kit suitable for drums of 180-220 l

Composed by:

Art.020-0995-000 Air-operated oil pump ratio=3:1 25 l/min

Art.030-1398-000 3-wheels trolley

Art.906-0424-015 1SC 1/2" hose F-F 1,5 m length

Art.070-1206-410 Hose reel with 1SC 1/2" M-F hose 10,0 m length

Art.024-1233-C00 Oil digital dispensing nozzle

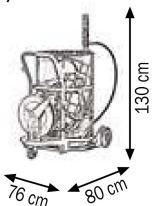
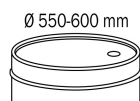
Art. 022-1299-F00

Wheeled oil kit suitable for drums of 180-220 l

Composed like Art.022-1299-E00 but with:

Art.020-0985-000 Air-operated oil pump ratio=1:1 35 l/min

022-1299-E00	46,800	0,226	3	
022-1299-F00	47,300	0,226	3	



022-1299-E00



Art. 022-2000-055

Wheeled oil kit with air-operated diaphragm pump for drums 180-220 l

Composed by:

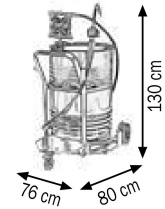
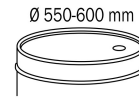
Art.028-A055-TB1 Aluminium air-op. diaphragm pump **R=1:1 1/2" 55 l/min** with:
Suction hose with brass foot valve, threaded ring 940 mm l

Art.030-1398-000 3-wheels trolley

Art.906-0404-030 1SC 1/2" hose M-F lenght 3,0 m

Art.024-1233-C00 Oil digital dispensing nozzle

Art.F96-0100-404 Nipple 1/2" M-1/2" M BSP



Art. 022-2000-110

Wheeled oil kit with air-operated diaphragm pump for drums 180-220 l

Composed by:

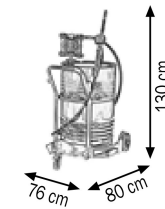
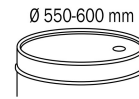
Art.028-A110-TB1 Aluminium air-op. diaphragm pump **R=1:1 3/4" 110 l/min** with:
Suction hose with brass foot valve, threaded ring 940 mm l

Art.030-1398-000 3-wheels trolley

Art.906-0505-030 1SC 3/4" hose M-F lenght 3,0 m

Art.024-1245-G00 Oil digital dispensing nozzle

Art.F96-0100-505 Nipple 3/4 M- 3/4" M BSP



Art. 022-2010-110

Wheeled oil kit with air-operated diaphragm pump for drums 180-220 l

Composed by:

Art.028-A110-AB1 Aluminium air-op. diaphragm pump **R=1:1 3/4" 110 l/min**

Art.030-1398-000 3-wheels trolley

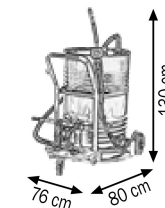
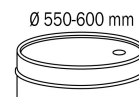
Art.025-1270-094 Shank hose kit l 940 mm+flex 2m + threaded ring

Art.R18-0855-255 Brass connection fixed rubber M3/4" Ø 25 mm

Art.906-0505-030 1SC 3/4" hose M-F lenght 3,0 m

Art.024-1245-G00 Oil digital dispensing nozzle

Art.F96-0100-505 Nipple 3/4 M- 3/4" M BSP



Art. 022-2010-170

Wheeled oil kit with air-operated diaphragm pump for drums 180-220 l

Composed by:

Art.028-A170-AB1 Aluminium air-op. diaphragm pump **R=1:1 1" 170 l/min**

Art.030-1398-000 3-wheels trolley

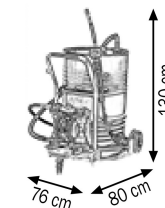
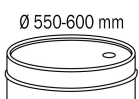
Art.025-1270-094 Shank hose kit l 940 mm+flex 2m + threaded ring

Art.R18-0855-256 Brass connection fixed rubber M1" Ø 25 mm

Art.906-0505-030 1SC 3/4" hose M-F lenght 3,0 m

Art.024-1245-G00 Oil digital dispensing nozzle

Art.F96-0100-605 Nipple 1" M - 3/4" M BSP



Art. 022-1213-A00

Wall-fixing oil kit for drums of 180-220 l

Composed by:

Art.020-0988-000 Air-operated oil pump **ratio=3:1 25 l/min**

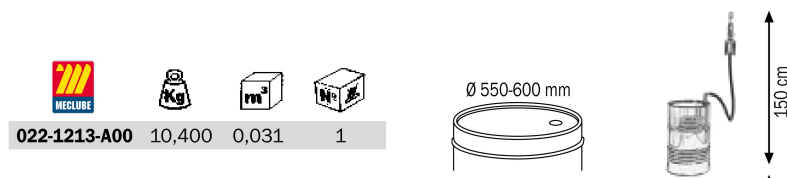
Art.025-1265-000 Wall-fixing bracket

Art.025-1268-094 Ø 42 mm suction tube 940 mm lenght

Art.025-1262-000 Ø 42 mm threaded ring

Art.910-0600-020 Flexible hose Ø 25 2,0 m length

Art.B27-1132-035 N.2 stainless steel screw clamps 32-35 mm



022-1213-A00	10,400	0,031	1



022-1213-A00

Art. 022-1213-000

Wall-fixing oil kit for drums of 180-220 l

Composed by:

Art.020-1188-000 Double-acting air-operated oil pump **ratio=3:1 30 l/min**

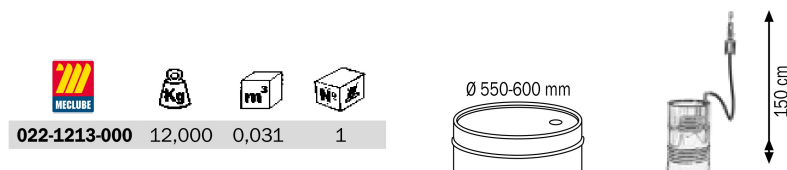
Art.025-1265-000 Wall-fixing bracket

Art.025-1268-094 Ø 42 mm suction tube 940 mm lenght

Art.025-1262-000 Ø 42 mm threaded ring

Art.910-0600-020 Flexible hose Ø 25 2,0 m length

Art.B27-1132-035 N.2 stainless steel screw clamps 32-35 mm



022-1213-000	12,000	0,031	1



022-1213-000

Art. 022-1214-000

Wall-fixing HIGH DELIVERY oil kit for drums and tanks 700 - 1.000 l

Composed by:

Art.020-1176-000 Double-acting air-operated oil pump **ratio=3:1 40 l/min**

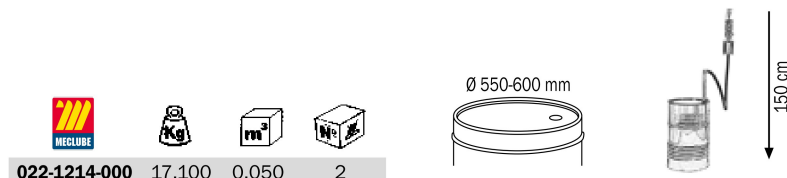
Art.025-1265-000 Wall-fixing bracket

Art.025-1268-125 Ø 42 mm suction tube 1250 mm lenght

Art.025-1262-000 Ø 42 mm threaded ring

Art.910-0600-020 Flexible hose Ø 25 2,0 m length

Art.B27-1132-035 N.2 stainless steel screw clamps 32-35 mm



022-1214-000	17,100	0,050	2



022-1214-000



022-1215-000

Art. 022-1215-000

Wall-fixing oil kit for drums of 180-220 l

Composed by:

Art.020-1198-000 Double-acting air-operated oil pump ratio=5:1 28 l/min

Art.025-1265-000 Wall-fixing bracket

Art.025-1268-094 Ø 42 mm suction tube 940 mm length

Art.025-1262-000 Ø 42 mm threaded ring

Art.910-0600-020 Flexible hose Ø 25 2,0 m length





Art.B27-1132-035 N.2 stainless steel screw clamps 32-35 mm

Art. 022-1218-000

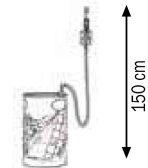
Wall-fixing oil kit for drums of 180-220 l

Composed like Art.022-1215-000 but with:

Art.020-1207-000 Double-acting air-operated oil pump ratio=8:1 20 l/min

				
022-1215-000	12,200	0,031	1	
022-1218-000	11,600	0,031	1	

Ø 550-600 mm



022-1216-000

Art. 022-1216-000

Wall-fixing HIGH DELIVERY oil kit for drums and tanks 700 - 1.000 l

Composed by:

Art.020-1180-000 Double-acting air-operated oil pump ratio=5:1 35 l/min

Art.025-1265-000 Wall-fixing bracket

Art.025-1268-125 Ø 42 mm suction tube 1250 mm length

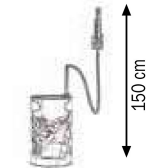
Art.025-1262-000 Ø 42 mm threaded ring

Art.910-0600-020 Flexible hose Ø 25 2,0 m length

Art.B27-1132-035 N.2 stainless steel screw clamps 32-35 mm

				
022-1216-000	16,900	0,031	2	

Ø 550-600 mm



022-1217-000

Art. 022-1217-000

Wall-fixing HIGH DELIVERY oil kit for drums and tanks 700 - 1.000 l

Composed by:

Art.020-1185-000 Double-acting air-operated oil pump ratio=10:1 30 l/min

Art.025-1265-000 Wall-fixing bracket

Art.025-1268-125 Ø 42 mm suction tube 1250 mm length

Art.025-1262-000 Ø 42 mm threaded ring

Art.910-0600-020 Flexible hose Ø 25 2,0 m length

Art.B27-1132-035 N.2 stainless steel screw clamps 32-35 mm

				
022-1217-000	17,300	0,031	2	

Ø 550-600 mm



Art. 022-1301-A10

Wall-fixing oil kit for drums of 180-220 l

Composed by:





- Art.020-0995-000 Air-operated oil pump ratio=3:1 25 l/min
- Art.070-1206-410 Fixed hose reel with 1SC 1/2" hose 10,0 m l
- Art.906-0424-015 1SC 1/2" hose F-F1,5 m length
- Art.024-1233-C00 Oil digital dispensing nozzle

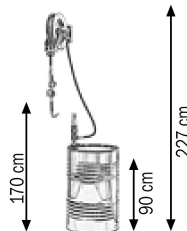
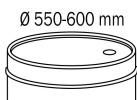
Art. 022-1301-A15

Wall-fixing oil kit for drums of 180-220 l

Composed like Art.022-1301-A10 but with:

- Art.070-1306-415 Fixed hose reel with 1SC 1/2" hose 15,0 m l

			
022-1301-A10	25,700	0,127	3
022-1301-A15	30,900	0,137	3



022-1301-A10

Art. 022-1301-C10

Wall-fixing oil kit for drums of 180-220 l

Composed by:





- Art.020-0995-000 Air-operated oil pump ratio=3:1 25 l/min
- Art.074-4506-410 Fixed closed hose reel with 1SC 1/2" hose 10,0 m l
- Art.906-0424-015 1SC 1/2" hose F-F 1,5 m length
- Art.024-1233-C00 Oil digital dispensing nozzle

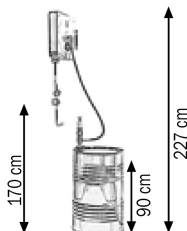
Art. 022-1301-C15

Wall-fixing oil kit for drums of 180-220 l

Composed like Art.022-1301-C10 but with:

- Art.074-4506-415 Fixed closed hose reel with 1SC 1/2" hose 15,0 m l

			
022-1301-C10	34,500	0,127	3
022-1301-C15	37,600	0,137	3



022-1301-C10



022-1301-000

Art. 022-1301-000

Wall-fixing oil kit for drums of 180-220 l

Composed by:

Art.020-1195-000 Air-operated oil pump ratio=3:1 30 l/min

Art.071-1206-410 Swiveling hose reel with 1SC 1/2" hose 10,0 m l

Art.906-0424-015 1SC 1/2" hose F-F 1,5 m length

Art.024-1233-C00 Oil digital dispensing nozzle





Art.024-1785-000 Support for drops collection

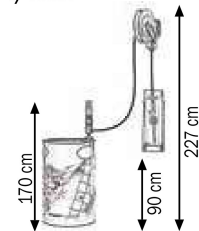
Art. 022-1300-000

Wall-fixing oil kit for drums of 180-220 l

Composed like Art.022-1301-000 but with:

Art.020-1205-000 Air-operated oil pump ratio=5:1 28 l/min

				
022-1301-000	33,800	0,164	4	
022-1300-000	34,000	0,164	4	



022-1301-C00

Art. 022-1301-C00

Wall-fixing oil kit for drums of 180-220 l

Composed by:

Art.020-1195-000 Air-operated oil pump ratio=3:1 30 l/min

Art.075-4506-410 Swiveling closed hose reel with 1SC 1/2" hose 10,0 m l

Art.906-0424-015 1SC 1/2" hose F-F 1,5 m length

Art.024-1233-C00 Oil digital dispensing nozzle





Art.024-1785-000 Support for drops collection

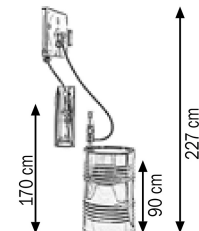
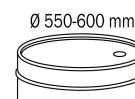
Art. 022-1300-C00

Wall-fixing oil kit for drums of 180-220 l

Composed like Art.022-1301-C00 but with:

Art.020-1205-000 Air-operated oil pump ratio=5:1 28 l/min

				
022-1301-C00	42,000	0,164	4	
022-1300-C00	42,200	0,164	4	



Art. 022-1303-000

Wall-fixing oil kit for drums of 180-220 l

Composed by:

- Art.020-1188-000 Air-operated oil pump ratio=3:1 30 l/min
- Art.025-1265-000 Wall-fixing bracket
- Art.025-1268-094 Ø 42 mm suction tube 940 mm length
- Art.025-1262-000 Ø 42 mm threaded ring
- Art.910-0600-020 Flexible hose Ø 25 2,0 m length
- Art.B27-1132-035 N.2 stainless steel screw clamps 32-35 mm
- Art.071-1206-410 Swiveling hose reel with 1SC 1/2" hose 10,0 m l
- Art.906-0434-008 1SC 1/2" hose F90° - F 0,8 m length
- Art.024-1233-C00 Oil digital dispensing nozzle
- Art.024-1785-000 Support for drops collection



022-1303-000

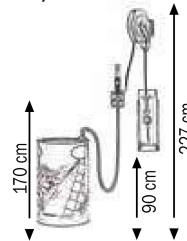
Art. 022-1302-000

Wall-fixing oil kit for drums of 180-220 l

Composed like Art.022-1303-000 but with:

Art.020-1198-000 Air-operated oil pump kit ratio=5:1 28 l/min

022-1303-000	38,300	0,215	5
022-1302-000	38,500	0,215	5



Art. 022-1303-C00

Wall-fixing oil kit for drums of 180-220 l

Composed by:

- Art.020-1188-000 Air-operated oil pump ratio=3:1 30 l/min
- Art.025-1265-000 Wall-fixing bracket
- Art.025-1268-094 Ø 42 mm suction tube 940 mm length
- Art.025-1262-000 Ø 42 mm threaded ring
- Art.910-0600-020 Flexible hose Ø 25 2,0 m length
- Art.B27-1132-035 N.2 stainless steel screw clamps 32-35 mm
- Art.075-4506-410 Swiveling closed hose reel with 1SC 1/2" hose 10,0 m l
- Art.906-0434-008 1SC 1/2" hose F90° - F 0,8 m length
- Art.024-1233-C00 Oil digital dispensing nozzle
- Art.024-1785-000 Support for drops collection



022-1302-C00

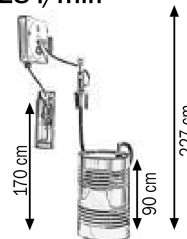
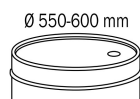
Art. 022-1302-C00

Wall-fixing oil kit for drums of 180-220 l

Composed like Art.022-1303-C00 but with:

Art.020-1198-000 Air-operated oil pump kit ratio=5:1 28 l/min

022-1303-C00	46,600	0,215	5
022-1302-C00	46,600	0,215	5





022-1313-515

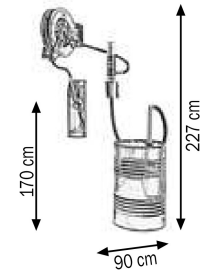
Art. 022-1313-515

Wall-fixing HIGH DELIVERY oil kit for drums of 180-220 l and tanks of 700-1000 l

Composed by:

- Art.020-1176-000 Air-operated oil pump ratio=3:1 40 l/min
- Art.025-1265-000 Wall-fixing bracket
- Art.025-1268-125 Ø 42 mm suction tube 1250 mm length
- Art.025-1262-000 Ø 42 mm threaded ring
- Art.910-0600-020 Flexible hose Ø 25 2,0 m length
- Art.B27-1132-035 N.2 stainless steel screw clamps 32-35 mm
- Art.071-1406-515 Swiveling hose reel with 1SC 3/4" hose 15,0 m l
- Art.906-0535-008 1SC 3/4" hose F90° - F 0,8 m length
- Art.024-1245-G00 High delivery oil digital dispensing nozzle
- Art.024-1785-000 Support for drops collection

			
022-1313-515	62,900	0,233	4



022-1315-515

The tank is not included in the oil kit

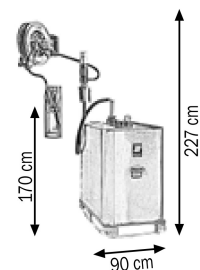
Art. 022-1315-515

Wall-fixing HIGH DELIVERY oil kit for drums of 180-220 l and tanks of 700-1000 l

Composed by:

- Art.020-1180-000 Air-operated oil pump ratio=5:1 35 l/min
- Art.025-1265-000 Wall-fixing bracket
- Art.025-1268-125 Ø 42 mm suction tube 1250 mm length
- Art.025-1262-000 Ø 42 mm threaded ring
- Art.910-0600-020 Flexible hose Ø 25 2,0 m length
- Art.B27-1132-035 N.2 stainless steel screw clamps 32-35 mm
- Art.071-1406-515 Swiveling hose reel with 1SC 3/4" hose 15,0 m l
- Art.906-0535-008 1SC 3/4" hose F90° - F 0,8 m length
- Art.024-1245-G00 High delivery oil digital dispensing nozzle
- Art.024-1785-000 Support for drops collection

			
022-1315-515	62,700	0,233	4



Art. 022-1880-000

Wall-fixing oil kit for IBC tanks 1000 l

Composed by:

- Art.020-1198-000 Air-operated oil pump **ratio=5:1 28 l/min**
- Art.014-1048-000 Regulator with filter and air lubricator 1/4"
- Art.025-1265-000 Wall-fixing bracket
- Art.025-1268-125 Ø 42 mm suction tube 1250 mm length
- Art.025-1262-000 Ø 42 mm threaded ring
- Art.910-0600-020 Flexible hose Ø 25 2,0 m length
- Art.B27-1132-035 N.2 stainless steel screw clamps 32-35 mm
- Art.906-0434-008 1SC 1/2" hose F90° - F 0,8 m length
- Art.902-0202-020 R6 5/16" Hose 1/4" M-F 2,0 m length
- Art.F96-0100-404 Nipple 1/2" M-1/2" M
- Art.025-1267-000 Tank-fixing bracket



022-1880-000

The tank is not included in the oil kit

Art. 022-1882-000

Wall-fixing oil kit for IBC tanks 1000 l

Composed like Art.022-1880-000 but with:

- Art.020-1188-000 Air-operated oil pump **ratio=3:1 30 l/min**

022-1880-000	25,600	0,031	3
022-1882-000	25,400	0,031	3



Art. 022-1884-000

Wall-fixing **HIGH DELIVERY** oil kit for IBC tanks 1000 l

Composed by:

- Art.020-1180-000 Air-operated oil pump **ratio=5:1 35 l/min**
- Art.014-1048-B00 Regulator with filter and air lubricator 1/2"
- Art.025-1265-000 Wall-fixing bracket
- Art.025-1268-125 Ø 42 mm suction tube 1250 mm length
- Art.025-1262-000 Ø 42 mm threaded ring
- Art.910-0600-020 Flexible hose Ø 25 2,0 m length
- Art.B27-1132-035 N.2 stainless steel screw clamps 32-35 mm
- Art.906-0535-008 1SC 3/4" hose F90° - F 0,8 m length
- Art.902-0424-020 R6 1/2" Hose 1/2" F-F 2,0 m length
- Art.F96-0100-404 Nipple 1/2 M - 1/2 M
- Art.F96-0100-505 Nipple 3/4" M-3/4" M
- Art.025-1267-000 Tank-fixing bracket



022-1884-000

The tank is not included in the oil kit

Art. 022-1886-000

Wall-fixing **HIGH DELIVERY** oil kit for IBC tanks 1000 l

Composed like Art.022-1884-000 but with:

- Art.020-1176-000 Air-operated oil pump **ratio=3:1 40 l/min**

022-1884-000	31,200	0,031	3
022-1886-000	31,400	0,031	3



It is a modular solution that allows the oil delivery with connection to a centralized system, to a hose reel or directly to the delivery hose.



022-1888-000

The tank is not included in the oil kit

Art. 022-1888-000

Oil kit for IBC tanks 1000 l

Composed by:

- Art.020-1206-000 Air-operated oil pump **ratio=5:1 28 l/min**
- Art.014-1048-000 Regulator with filter and air lubricator 1/4"
- Art.906-0424-020 1SC 1/2" hose F-F 2,0 m length
- Art.902-0202-020 R6 5/16" hose 1/4 M-F 2,0 m length
- Art.F96-0100-404 Nipple 1/2" M-1/2" M
- Art.025-1267-000 Tank-fixing bracket

Art. 022-1890-000

Oil kit for IBC tanks 1000 l

Composed like Art.022-1888-000 but with:

- Art.020-1196-000 Air-operated oil pump **ratio=3:1 30 l/min**



022-1888-000	22,200	0,042	2
022-1890-000	22,000	0,042	2



Art. 022-1892-000

HIGH DELIVERY oil kit for IBC tanks 1000 l

Composed by:

- Art.020-1183-000 Air-operated oil pump **ratio=5:1 35 l/min**
- Art.014-1048-B00 Regulator with filter and air lubricator 1/2"
- Art.906-0525-020 1SC 3/4" hose F-F 2,0 m length
- Art.902-0424-020 R6 1/2" hose F-F 2,0 m length
- Art.F96-0100-404 Nipple 1/2 M - 1/2 M
- Art.F96-0100-505 Nipple 3/4" M-3/4" M
- Art.025-1267-000 Tank-fixing bracket



022-1892-000

The tank is not included in the oil kit

Art. 022-1894-000

HIGH DELIVERY oil kit for IBC tanks 1000 l

Composed like Art.022-1892-000 but with:

- Art.020-1179-000 Air-operated oil pump **ratio=3:1 40 l/min**



022-1892-000	26,700	0,051	2
022-1894-000	27,300	0,051	2



It is a modular solution that allows the oil delivery with connection to a centralized system, to a hose reel or directly to the delivery hose.

Art. 022-1895-000

Oil kit for IBC tanks 1000 l

Composed by:

- Art.020-1206-000 Air-operated oil pump **ratio=5:1 28 l/min**
- Art.014-1048-000 Regulator with filter and air lubricator 1/4"
- Art.906-0434-008 1SC 1/2" hose F-F 0,8 m length
- Art.902-0202-020 R6 5/16" hose 1/4" M-F 2,0 m length
- Art.070-1206-410 Fixed hose reel 1/2" 10,0 m length
- Art.024-1233-C00 Oil digital nozzle
- Art.024-1785-000 Support for drops collection
- Art.025-1267-000 Tank-fixing bracket
- Art.025-1267-B00 Fixing bracket for drops collection



022-1895-000

The tank is not included in the oil kit

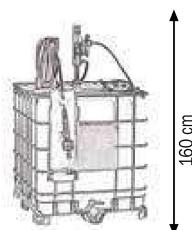
Art. 022-1896-000

Oil kit for IBC tanks 1000 l

Composed like Art.022-1895-000 but with:

- Art.020-1196-000 Air-operated oil pump **ratio=3:1 30 l/min**

022-1895-000	46,700	0,120	4	
022-1896-000	46,500	0,120	4	



Art. 022-1898-000

HIGH DELIVERY oil kit for IBC tanks 1000 l

Composed by:

- Art.020-1183-000 Air-operated oil pump **ratio=5:1 35 l/min**
- Art.014-1048-B00 Regulator with filter and air lubricator 1/2"
- Art.906-0424-015 1SC 1/2" hose F-F 1,5 m length
- Art.902-0424-020 R6 1/2" hose F-F 2,0 m length
- Art.F96-0100-404 Nipple 1/2 M - 1/2 M
- Art.074-4506-410 Fixed closed hose reel 1/2" 10,0 m length
- Art.024-1233-C00 Oil digital nozzle
- Art.024-1785-000 Support for drops collection
- Art.025-1267-000 Tank-fixing bracket
- Art.025-1267-B00 Fixing bracket for drops collection



022-1898-000

The tank is not included in the oil kit

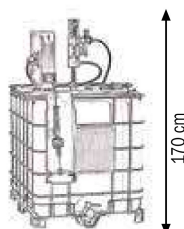
Art. 022-1899-000

HIGH DELIVERY oil kit for IBC tanks 1000 l

Composed like Art.022-1898-000 but with:

- Art.020-1179-000 Air-operated oil pump **ratio=3:1 40 l/min**

022-1898-000	59,600	0,130	4	
022-1899-000	60,200	0,130	4	



It is a complete solution that constitutes an independent working station. The pump, the hose reel and the support for drops collection are fixed directly to the tank by the supporting bracket.



022-1900-000

The tank is not included in the oil kit

Art. 022-1900-000

Oil kit for IBC tank 1000 l with frontal pump

Composed by:





- Art.020-1198-000 Air-operated oil pump ratio=5:1 28 l/min
- Art.014-1048-000 Regulator with filter and air lubricator 1/4"
- Art.025-5810-000 Frontal bracket for IBC tank
- Art.025-1265-000 Wall-fixing bracket
- Art.025-1267-000 Tank-fixing bracket
- Art.070-1206-410 Fixed hose reel 1/2" 10,0 m length
- Art.099-6010-000 Connections for IBC S60X6
- Art.902-0202-020 R6 5/16" hose 1/4" M-F 2,0 m length
- Art.906-0424-015 1SC 1/2" hose F-F 1,5 m length
- Art.911-0500-005 Suction PVC spiral hose Ø 20 mm 0,5 m l
- Art.B27-1120-032 N. 2 stainless steel screw clamps 20-32 mm
- Art.024-1233-C00 Oil digital dispensing nozzle
- Art.F24-9106-001 Removable basin for drops collection

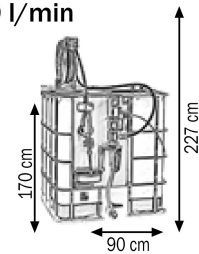
Art. 022-1903-000

Oil kit for IBC tank 1000 l with frontal pump

Composed like Art.022-1900-000 but with:

- Art.020-1188-000 Air-operated oil pump ratio=3:1 30 l/min

				
022-1900-000	49,100	0,130	4	
022-1903-000	48,900	0,130	4	



Art. 022-1915-000

Oil kit for IBC tank 1000 l with frontal pump

Composed by:

- Art.020-1198-000 Air-operated oil pump ratio=5:1 28 l/min
- Art.014-1048-000 Regulator with filter and air lubricator 1/4"
- Art.025-5810-000 Frontal bracket for IBC tank
- Art.025-1265-000 Wall-fixing bracket
- Art.099-6010-000 Connections for IBC S60X6
- Art.902-0202-020 R6 5/16" hose 1/4" M-F 2,0 m length
- Art.906-0404-030 1SC 1/2" hose M-F 3,0 m length
- Art.911-0500-005 Suction PVC spiral hose Ø 20 mm 0,5 m l
- Art.B27-1120-032 N. 2 stainless steel screw clamps 20-32 mm
- Art.024-1233-C00 Oil digital dispensing nozzle
- Art.F24-9106-001 Removable basin for drops collection



022-1913-000





The tank is not included in the oil kit

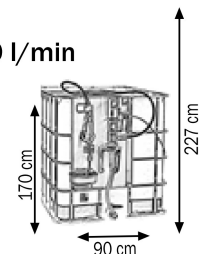
Art. 022-1913-000

Oil kit for IBC tank 1000 l with frontal pump

Composed like Art.022-1915-000 but with:

- Art.020-1188-000 Air-operated oil pump ratio=3:1 30 l/min

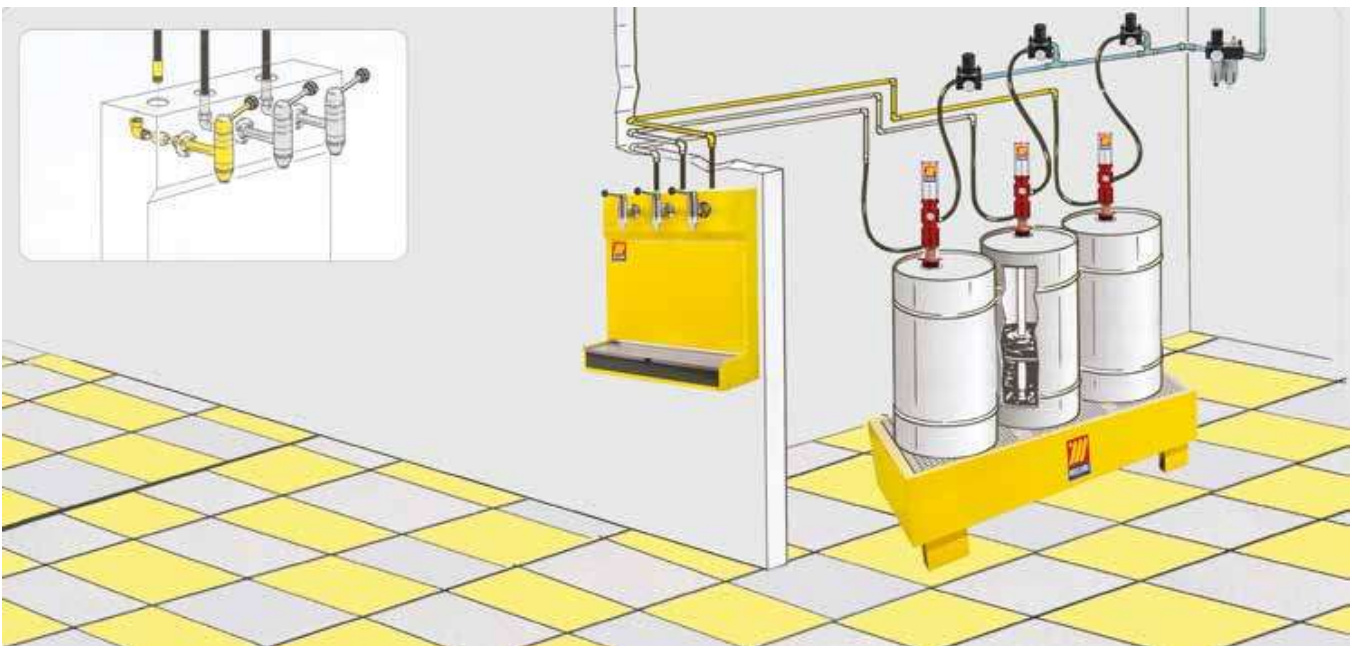
				
022-1915-000	22,200	0,070	2	
022-1913-000	22,000	0,070	2	



Example of installation with flexible hose



Example of installation with fixed system



It is an alternative solution for those situations in which there are no hose-reels. It assures a quick and clean delivery, and without waste of lubricating oils for the different needs.

Connected to an air-operated pump (one for each cock) and using the cock lever the dispenser is always ready. It is always supplied with an operating cock, it is pre-designed for other two cocks and it allows the simultaneous delivery of three different types of fluid.



027-1340-000

Art. 027-1340-000

Oil bar dispenser with 1 cock

Composed by:

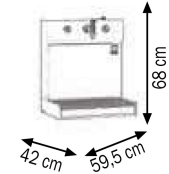
N. 1 Cock with lever (Art.027-1348-000)

Removable basin for drops collection

Supporting grate



027-1340-000 23,900 0,086 1



027-1340-B00

Art. 027-1340-B00

Oil bar dispenser with 2 cocks

Composed by:

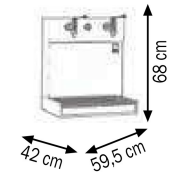
N. 2 Cocks with lever (Art.027-1348-000)

Removable basin for drops collection

Supporting grate



027-1340-B00 25,600 0,086 1



027-1340-C00

Art. 027-1340-C00

Oil bar dispenser with 3 cocks

Composed by:

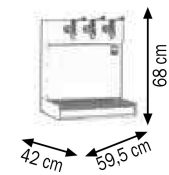
N. 3 Cocks with lever (Art.027-1348-000)

Removable basin for drops collection

Supporting grate



027-1340-C00 27,100 0,086 1



027-1344-000

Art. 027-1344-000

Oil bar dispenser with cabinet

Composed by:

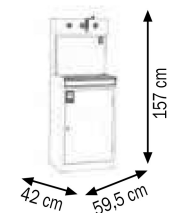
Art.027-1340-000 Bar dispenser with 1 Cock and lever

Art.027-1352-000 Cabinet 1 door with lock,

inside drawer and two shelves



027-1344-000 53,900 0,314 1



Art. 027-1342-000

Oil bar dispenser with 1 cock and digital flow meter

Composed by:

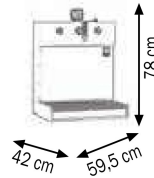
N.1 Digital flow meter (Art.027-1351-000)

N.1 Cock with lever (Art.027-1348-000)

Removable basin for drops collection

Supporting grate

027-1342-000	24,400	0,086	1



027-1342-000

Art. 027-1342-B00

Oil bar dispenser with 2 cocks and digital flow meters

Composed by:

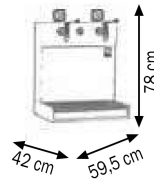
N. 2 Digital flow meters (Art.027-1351-000)

N. 2 Cocks with lever (Art.027-1348-000)

Removable basin for drops collection

Supporting grate

027-1342-B00	26,500	0,086	1



027-1342-B00

Art. 027-1342-C00

Oil bar dispenser with 3 cocks and digital flow meters

Composed by:

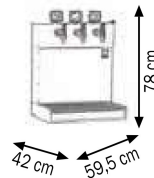
N. 3 Digital flow meters (Art.027-1351-000)

N. 3 Cocks with lever (Art.027-1348-000)

Removable basin for drops collection

Supporting grate

027-1342-C00	28,600	0,086	1



027-1342-C00

Art. 027-1346-000

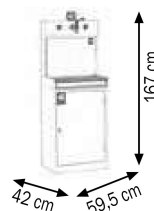
Oil bar dispenser with cabinet and digital flow meter

Composed by:

Art.027-1342-000 Bar dispenser with 1 Cock and lever

Art.027-1352-000 Cabinet 1 door with lock, inside drawer and two shelves

027-1346-000	54,400	0,314	2



027-1346-000



027-1347-000

Art. 027-1347-000

Oil kit for drums of 180-220 l with cock lever

Composed by:

Art.020-1195-000 Air-operated oil pump ratio=3:1 bar

Art.027-1349-000 Cock with lever

Art.027-1350-000 Support for decanter

For the distribution of low and high viscosity oil

They are suitable for the application directly on the oil tank



027-1348-000

Art. 027-1348-000

Cock with lever for bar dispenser

A little pressure is enough to make the oil flow without sprays

Art. 027-1348-A00

Cock with lever for dispenser bar

For the delivery of anti-freeze liquid




027-1349-000

Art. 027-1349-000

Cock with lever for application on oil pump

With elbow connection



027-1350-000

Art. 027-1350-000

Support for decanter



027-1351-000

Art. 027-1351-000

Digital flow meter kit for bar dispenser

Composed by:

Digital flow meter (Art.024-1234-000)

1/2" connection



027-1351-K00

Art. 027-1351-K00

Connection hose kit for bar dispenser

Composed by:

1SC 1/2" m-f hose 3,0 m length

1/2" F-F L connection

1/2" nipple





Meclube brand-new **patented** industrial pumps, fully designed and manufactured by Meclube, have remarkable practical features assuring high performances, both for what concerns the quantity and the use at high pressure.

The technical quality, the choice of materials and the treatments of tempering and grinding result in the reduction of wear and make these pumps suitable to work reliably in the worst environmental conditions.

- **Brand new fully air-operated motion reverse device, without cams and springs. It has been internally improved to reduce to the minimum the reversal time and to improve the supply of the fluid.**
- **Reduced number of wearing parts**
- **The double effect shank grants a higher quantity of delivered oil with constant and continuous flow**
- **High pressure during the functioning, with constant power on all the motion path**
- **The body of the pump is in steel fusion with high silicon level, with electrolytic nickel treatment and chromium plating that ensures high resistance to corrosive agents.**
- **Elements that undergo big stress are in steel 18 NiCrMo 6 and afterwards they are treated and rebored to grant the robustness and minimum frictions.**
- **The pump has a modular structure of high robustness, suitable for heavy duty usages.**



AIR-OPERATED INDUSTRIAL FLANGED PUMPS

Air-operated engine body and shank group kit up a unique body. On the basis of the engine will be applied a bracket with handles that help the movement and the fixing in other applications.

AIR-OPERATED INDUSTRIAL DISJOINT PUMPS

Air-operated engine body and shank group are separate, in this way the fluid doesn't go in contact directly with the engine body. They are suitable for the transfer of oil and industrial and chemical fluids with aggressive characteristics.

They grant high performance as delivery (l/min) and also as pressure in the using of application.

AIR-OPERATED INDUSTRIAL PUMPS FOR OIL AND SIMILAR FLUIDS

Mod. 905 FLANGED

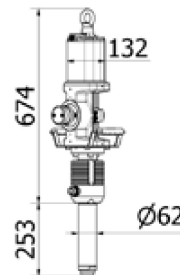
COMPRESSION RATIO = 5:1

DELIVERY CAPACITY = 50 l/min



Art. 021-0905-000

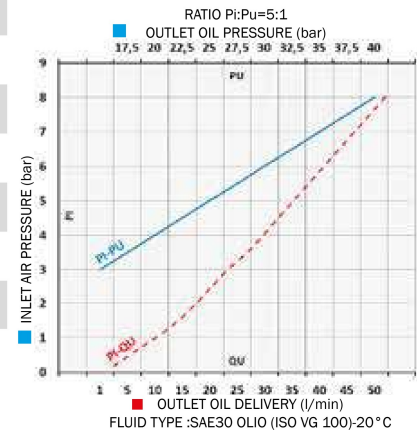
Air-operated industrial oil pump Mod. 905 flanged
 Ratio=5:1 double-acting Delivery capacity 50 l/min
 For wall-fixing or fixed positions.
 Polyurethane seals



021-0905-000 24,400 0,110 1

Technical Data 021-0905-000

Compression ratio		5:1
Working pressure	bar	8
Air consumption at 8 bar	m³/min	1,75
Air inlet connection	BSP	F 1/2" G
Fluid outlet connection	BSP	M 3/4" G
Fluid delivery cap. at 8 bar	l/min	50
Noise	dB	80
Shank diameter	mm	62
Shank length	mm	Modular F1"



These pumps are advised for the transfer of low-high viscosity oil and similar fluids for medium-long distances. The delivery capacity of a pump varies according to particular applications and combinations. The operating pressure may vary between a minimum of 3 bar and a maximum of 8 bar. The double-acting guarantees the delivery of a continuous and constant flow, suitable for installations on distribution facilities. To optimize the performance and the time-life of the air-operated pumps we advise to use filtered and lubricated air.



Art. 021-0908-000

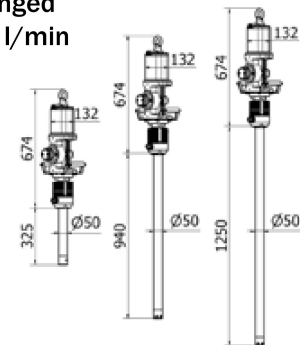
Air-operated industrial oil pump Mod. 908 flanged
Ratio=8:1 double-acting Delivery capacity 40 l/min
For wall-fixing or fixed positions.
Polyurethane seals

Art. 021-0908-094

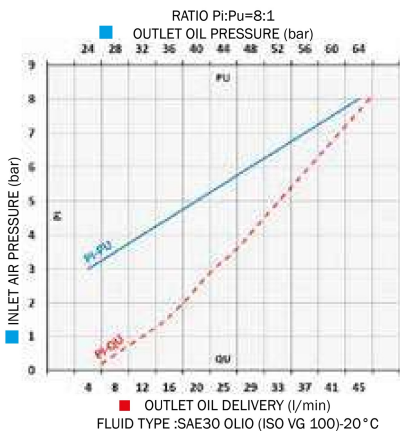
Air-operated industrial oil pump Mod. 908 flanged
Ratio=8:1 double-acting Delivery capacity 40 l/min
For drums of 180-220 l
Polyurethane seals

Art. 021-0908-125

Air-operated industrial oil pump Mod. 908 flanged
Ratio=8:1 double-acting Delivery capacity 40 l/min
For tanks of 750-1500 l
Polyurethane seals



Art. No.	Weight (Kg)	Volume (m³)	Quantity
021-0908-000	23,000	0,110	1
021-0908-094	25,900	0,150	1
021-0908-125	27,600	0,180	1



Technical Data	021-0908-000	021-0908-094	021-0908-125
Compression ratio	8:1	8:1	8:1
Working pressure	bar	8	8
Air consumption at 8 bar	m³/min	1,75	1,75
Air inlet connection	BSP	F 1/2" G	F 1/2" G
Fluid outlet connection	BSP	M 3/4" G	M 3/4" G
Fluid delivery cap. at 8 bar	l/min	40	40
Noise	dB	80	80
Shank diameter	mm	50	50
Shank length	mm	Modular F 1"	940
For drums	l	-	180-220
			750-1500

These pumps are advised for the transfer of low-high viscosity oil and similar fluids for medium-long distances. The delivery capacity of a pump varies according to particular applications and combinations. The operating pressure may vary between a minimum of 3 bar and a maximum of 8 bar.

The double-acting guarantees the delivery of a continuous and constant flow, suitable for installations on distribution facilities. To optimize the performance and the time-life of the air-operated pumps we advise to use filtered and lubricated air.

AIR-OPERATED INDUSTRIAL PUMPS FOR OIL AND SIMILAR FLUIDS

Mod. 910 FLANGED

COMPRESSION RATIO = 10:1 DELIVERY CAPACITY = 35 l/min



Art. 021-0910-000

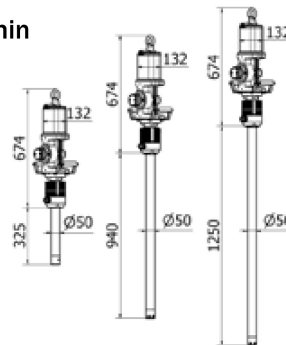
Air-operated industrial oil pump Mod. 910 flanged
Ratio=10:1 double-acting Delivery capacity 35 l/min
For wall-fixing or fixed positions.
Polyurethane seals

Art. 021-0910-094

Air-operated industrial oil pump Mod. 910 flanged
Ratio=10:1 double-acting Delivery capacity 35 l/min
For drums of 180-220 l
Polyurethane seals

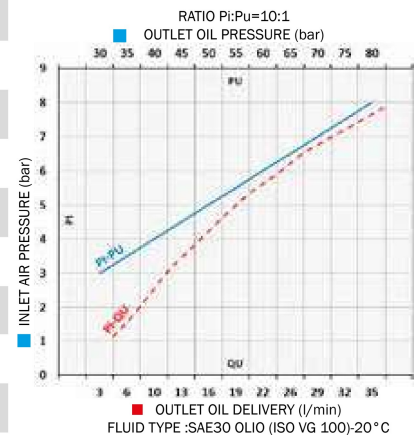
Art. 021-0910-125

Air-operated industrial oil pump Mod. 910 flanged
Ratio=10:1 double-acting Delivery capacity 35 l/min
For tanks of 750-1500 l
Polyurethane seals



021-0910-000	23,700	0,110	1
021-0910-094	28,200	0,150	1
021-0910-125	31,100	0,180	1

Technical Data		021-0910-000	021-0910-094	021-0910-125
Compression ratio		10:1	10:1	10:1
Working pressure	bar	8	8	8
Air consumption at 8 bar	m ³ /min	1,75	1,75	1,75
Air inlet connection	BSP	F 1/2" G	F 1/2" G	F 1/2" G
Fluid outlet connection	BSP	M 3/4" G	M 3/4" G	M 3/4" G
Fluid delivery cap. at 8bar	l/min	35	35	35
Noise	dB	80	80	80
Shank diameter	mm	50	50	50
Shank length	mm	Modular F 1"	940	1250
For drums	l	-	180-220	750-1500

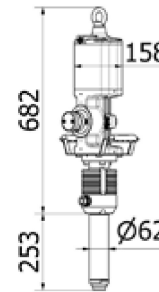


These pumps are advised for the transfer of low-high viscosity oil and similar fluids for medium-long distances. The delivery capacity of a pump varies according to particular applications and combinations. The operating pressure may vary between a minimum of 3 bar and a maximum of 8 bar. The double-acting guarantees the delivery of a continuous and constant flow, suitable for installations on distribution facilities. To optimize the performance and the time-life of the air-operated pumps we advise to use filtered and lubricated air.

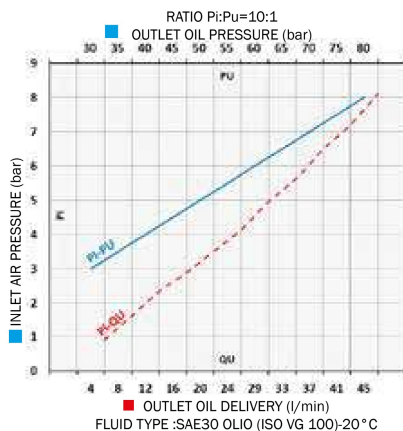


Art. 021-1210-000

Air-operated industrial oil pump Mod. 1210 flanged
Ratio=10:1 double-acting Delivery capacity 45 l/min
For wall-fixing or fixed positions.
Polyurethane seals



			
021-1210-000	25,500	0,110	1



Technical Data		021-1210-000
Compression ratio		10:1
Working pressure	bar	8
Air consumption at 8 bar	m ³ /min	2,90
Air inlet connection	BSP	F 1/2" G
Fluid outlet connection	BSP	M 3/4" G
Fluid delivery cap. at 8 bar	l/min	45
Noise	dB	80
Shank diameter	mm	62
Shank length	mm	Modular F 1"

These pumps are advised for the transfer of low-high viscosity oil and similar fluids for medium-long distances. The delivery capacity of a pump varies according to particular applications and combinations. The operating pressure may vary between a minimum of 3 bar and a maximum of 8 bar.

The double-acting guarantees the delivery of a continuous and constant flow, suitable for installations on distribution facilities. To optimize the performance and the time-life of the air-operated pumps we advise to use filtered and lubricated air.

AIR-OPERATED INDUSTRIAL PUMPS FOR OIL AND SIMILAR FLUIDS

Mod. 1214 FLANGED

COMPRESSION RATIO = 14:1 DELIVERY CAPACITY = 30 l/min



Art. 021-1214-000

Air-operated industrial oil pump Mod. 1214 flanged
Ratio=14:1 double-acting Delivery capacity 30 l/min
For wall-fixing or fixed positions.
Polyurethane seals

Art. 021-1214-094

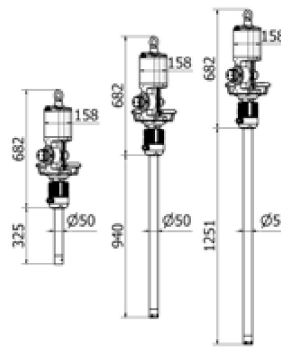
Air-operated industrial oil pump Mod. 1214 flanged
Ratio=14:1 double-acting Delivery capacity 30 l/min
For drums of 180-220 l
Polyurethane seals

Art. 021-1214-125

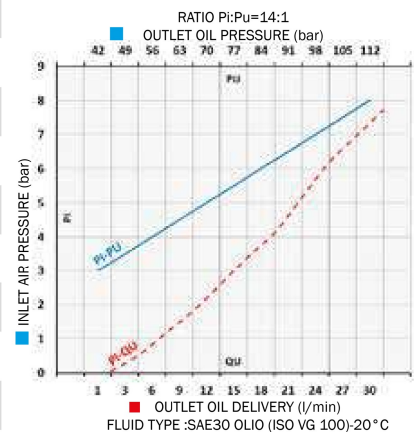
Air-operated industrial oil pump Mod. 1214 flanged
Ratio=14:1 double-acting Delivery capacity 30 l/min
For tanks of 750-1500 l
Polyurethane seals



021-1214-000	24,100	0,110	1
021-1214-094	27,000	0,150	1
021-1214-125	29,200	0,180	1



Technical Data		021-1214-000	021-1214-094	021-1214-125
Compression ratio		14:1	14:1	14:1
Working pressure	bar	8	8	8
Air consumption at 8 bar	m ³ /min	2,90	2,90	2,90
Air inlet connection	BSP	F 1/2" G	F 1/2" G	F 1/2" G
Fluid outlet connection	BSP	M 3/4" G	M 3/4" G	M 3/4" G
Fluid delivery cap. at 8 bar	l/min	30	30	30
Noise	dB	80	80	80
Shank diameter	mm	50	50	50
Shank length	mm	Modular F 1"	940	1250
For drums	l	-	180-220	750-1500



These pumps are advised for the transfer of low-high viscosity oil and similar fluids for medium-long distances. The delivery capacity of a pump varies according to particular applications and combinations. The operating pressure may vary between a minimum of 3 bar and a maximum of 8 bar. The double-acting guarantees the delivery of a continuous and constant flow, suitable for installations on distribution facilities. To optimize the performance and the time-life of the air-operated pumps we advise to use filtered and lubricated air.



Art. 021-1218-000


Air-operated industrial oil pump Mod. 1218 flanged
Ratio=18:1 double-acting Delivery capacity 25 l/min
For wall-fixing or fixed positions.
Polyurethane seals

Art. 021-1218-094

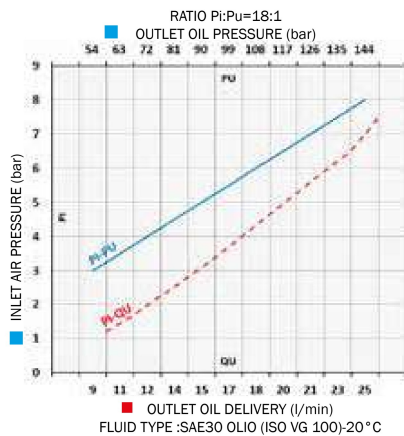
Air-operated industrial oil pump Mod. 1218 flanged
Ratio=18:1 double-acting Delivery capacity 25 l/min
For drums of 180-220 l
Polyurethane seals

Art. 021-1218-125

Air-operated industrial oil pump Mod. 1218 flanged
Ratio=18:1 double-acting Delivery capacity 25 l/min
For tanks of 750-1500 l
Polyurethane seals



Art.	Weight (Kg)	Volume (m ³)	Quantity
021-1218-000	24,800	0,110	1
021-1218-094	29,200	0,150	1
021-1218-125	32,200	0,180	1



Technical Data	021-1218-000	021-1218-094	021-1218-125
Compression ratio	18:1	18:1	18:1
Working pressure	bar	8	8
Air consumption at 8 bar	m ³ /min	2,90	2,90
Air inlet connection	BSP	F 1/2" G	F 1/2" G
Fluid outlet connection	BSP	M 3/4" G	M 3/4" G
Fluid delivery cap. at 8 bar	l/min	25	25
Noise	dB	80	80
Shank diameter	mm	50	50
Shank length	mm	Modular F 1"	940
For drums	l	-	180-220
			750-1500

These pumps are advised for the transfer of low-high viscosity oil and similar fluids for medium-long distances. The delivery capacity of a pump varies according to particular applications and combinations. The operating pressure may vary between a minimum of 3 bar and a maximum of 8 bar.

The double-acting guarantees the delivery of a continuous and constant flow, suitable for installations on distribution facilities. To optimize the performance and the time-life of the air-operated pumps we advise to use filtered and lubricated air.

AIR-OPERATED INDUSTRIAL PUMPS FOR OIL AND SIMILAR FLUIDS

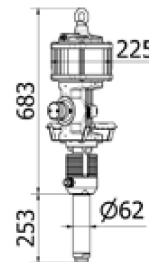
Mod. 1520 FLANGED

COMPRESSION RATIO = 20:1 DELIVERY CAPACITY = 40 l/min



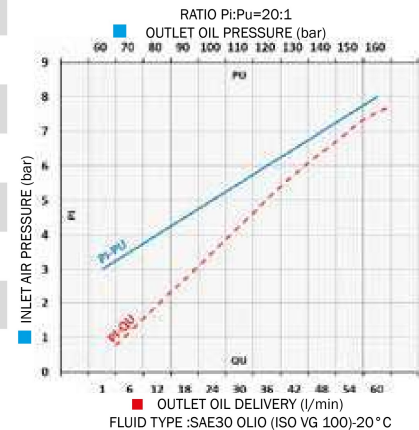
Art. 021-1520-000

Air-operated industrial oil pump Mod. 1520 flanged
 Ratio=20:1 double-acting Delivery capacity 40 l/min
 For wall-fixing or fixed positions.
 Polyurethane seals



021-1520-000 27,900 0,110 1

Technical Data		021-1520-000
Compression ratio		20:1
Working pressure	bar	8
Air consumption at 8 bar	m³/min	3,5
Air inlet connection	BSP	F 1/2" G
Fluid outlet connection	BSP	M 3/4" G
Fluid delivery cap. at 8 bar	l/min	40
Noise	dB	80
Shank diameter	mm	62
Shank length	mm	Modular F1"



These pumps are advised for the transfer of low-high viscosity oil and similar fluids for medium-long distances. The delivery capacity of a pump varies according to particular applications and combinations. The operating pressure may vary between a minimum of 3 bar and a maximum of 8 bar. The double-acting guarantees the delivery of a continuous and constant flow, suitable for installations on distribution facilities. To optimize the performance and the time-life of the air-operated pumps we advise to use filtered and lubricated air.



AIR-OPERATED INDUSTRIAL DISJOINT PUMPS FOR OIL AND CHEMICAL PRODUCTS



AIR-OPERATED INDUSTRIAL DISJOINT PUMPS FOR OIL AND CHEMICAL PRODUCTS



Art. 021-0905-DT0

Air-operated industrial disjoint pump for oil and chemical products
 Mod. 905D
 Ratio=5:1 double-acting Delivery capacity 50 l/min
 For wall-fixing or fixed positions.
 Teflon seals

Art. 021-0908-DT0

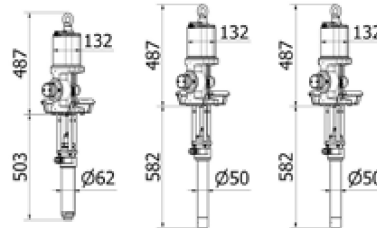
Air-operated industrial disjoint pump for oil and chemical products
 Mod. 908D
 Ratio=8:1 double-acting Delivery capacity 40 l/min
 For wall-fixing or fixed positions.
 Teflon seals

Art. 021-0910-DT0

Air-operated industrial disjoint pump for oil and chemical products
 Mod. 910D
 Ratio=10:1 double-acting Delivery capacity 35 l/min
 For wall-fixing or fixed positions.
 Teflon seals



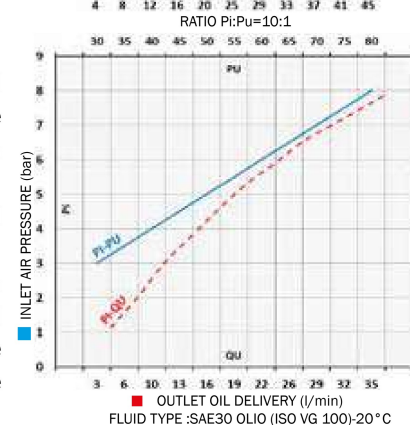
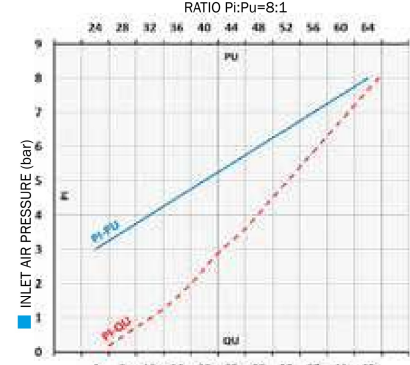
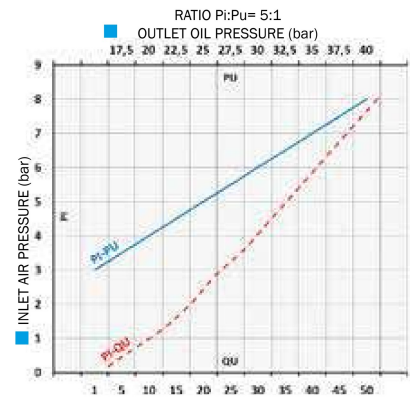
021-0905-DT0	24,100	0,110	1
021-0908-DT0	23,000	0,110	1
021-0910-DT0	23,700	0,110	1



Technical Data		021-0905-DT0	021-0908-DT0	021-0910-DT0
Compression ratio		5:1	8:1	10:1
Working pressure	bar	8	8	8
Air consumption at 8 bar	m³/min	1,75	1,75	1,75
Air inlet connection	BSP	F 1/2" G	F 1/2" G	F 1/2" G
Fluid outlet connection	BSP	M 3/4" G	M 3/4" G	M 3/4" G
Fluid delivery cap. at 8 bar	l/min	50	40	35
Noise	dB	80	80	80
Shank diameter	mm	62	50	50
Shank length	mm	Modular F 1"	Modular F 1"	Modular F 1"

Automatic engine body and shank kit are divided in order to avoid that the fluid enters directly in contact with motor body. These pumps are advised for the transfer of oil and industrial fluids for medium-long distances, guarantee high performance as per delivery capacity (l/min) and also for working pressure. The delivery capacity of a pump varies according to particular applications and combinations.

The operating pressure may vary between a minimum of 3 bar and a maximum of 8 bar. The double-acting guarantees the delivery of a continuous and constant flow, suitable for installations on distribution facilities. To optimize the performance and the time-life of the air-operated pumps we advise to use filtered and lubricated air.





Art. 021-1210-DTO

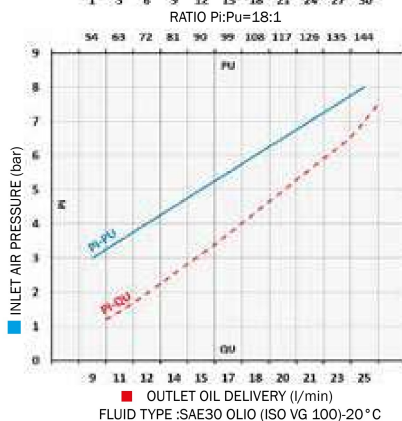
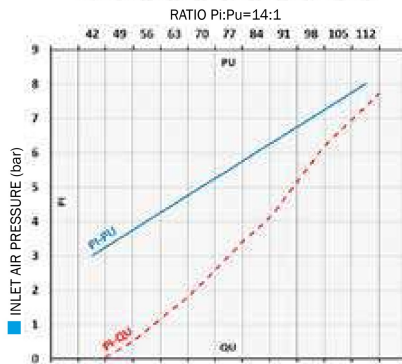
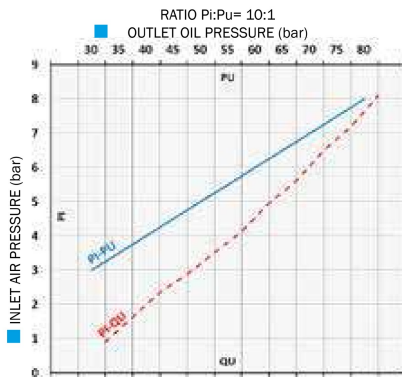
Air-operated industrial disjoint pump for oil and chemical products
Mod. 1210D
 Ratio=10:1 double-acting Delivery capacity 45 l/min
 For wall-fixing or fixed positions.
 Teflon seals





Art. 021-1214-DTO

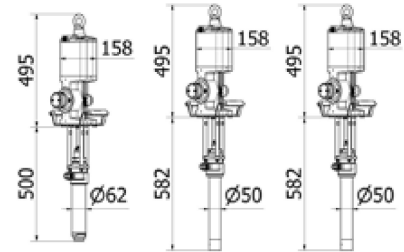
Air-operated industrial disjoint pump for oil and chemical products
Mod. 1214D
 Ratio=14:1 double-acting Delivery capacity 30 l/min
 For wall-fixing or fixed positions.
 Teflon seals

Art. 021-1218-DTO

Air-operated industrial disjoint pump for oil and chemical products
Mod. 1218D
 Ratio=18:1 double-acting Delivery capacity 25 l/min
 For wall-fixing or fixed positions.
 Teflon seals



				
021-1210-DTO	25,100	0,110	1	
021-1214-DTO	24,000	0,110	1	
021-1218-DTO	24,700	0,110	1	



Technical Data	021-1210-DTO	021-1214-DTO	021-1218-DTO
Compression ratio	10:1	14:1	18:1
Working pressure	bar	8	8
Air consumption at 8 bar	m³/min	2,90	2,90
Air inlet connection	BSP	F 1/2" G	F 1/2" G
Fluid outlet connection	BSP	M 3/4" G	M 3/4" G
Fluid delivery cap. at 8 bar	l/min	45	30
Noise	dB	80	80
Shank diameter	mm	62	50
Shank length	mm	Modular F 1"	Modular F 1"

Automatic engine body and shank kit are divided in order to avoid that the fluid enters directly in contact with motor body. These pumps are advised for the transfer of oil and industrial fluids for medium-long distances, guarantee high performance as per delivery capacity (l/min) and also for working pressure. The delivery capacity of a pump varies according to particular applications and combinations.

The operating pressure may vary between a minimum of 3 bar and a maximum of 8 bar. The double-acting guarantees the delivery of a continuous and constant flow, suitable for installations on distribution facilities. To optimize the performance and the time-life of the air-operated pumps we advise to use filtered and lubricated air.

AIR-OPERATED INDUSTRIAL DISJOINT PUMPS FOR OIL AND CHEMICAL PRODUCTS Mod.902D HIGH DELIVERY

COMPRESSION RATIO = 2:1 DELIVERY CAPACITY = 95 l/min



Art. 021-0902-DP0

Air-operated industrial disjoint pump for oil, lubricants and similar fluids
Mod. 902D HIGH DELIVERY

Ratio=2:1 double-acting Delivery capacity 95 l/min

For wall-fixing or fixed positions.

Polyurethane seals

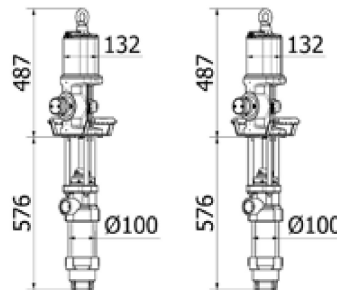
Art. 021-0902-DV0

Air-operated industrial disjoint pump for chemical fluids
Mod. 902D HIGH DELIVERY

Ratio=2:1 double-acting Delivery capacity 95 l/min

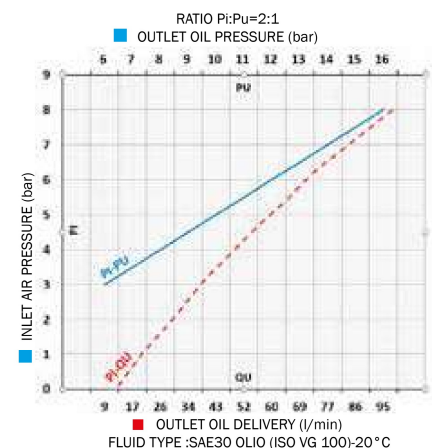
For wall-fixing or fixed positions.

Viton seals



021-0902-DP0	38,200	0,110	1
021-0902-DV0	38,200	0,110	1

Technical Data		021-0902-DP0	021-0902-DV0
Compression ratio		2:1	2:1
Working pressure	bar	8	8
Air consumption at 8 bar	m ³ /min	1,75	1,75
Air inlet connection	BSP	F 1/2" G	F 1/2" G
Fluid outlet connection	BSP	F 1.1/2" G	F 1.1/2" G
Fluid delivery cap. at 8 bar	l/min	95	95
Noise	dB	80	80
Shank diameter	mm	100	100
Shank length	mm	Modular F 2"	Modular F 2"



Automatic engine body and shank kit are divided in order to avoid that the fluid enters in contact with motor body. These pumps are advised for the transfer of oil and industrial fluids for medium-long distances, guarantee high performance as per delivery capacity (l/min) and also for working pressure.

The delivery capacity of a pump varies according to particular applications and combinations.

The operating pressure may vary between a minimum of 3 bar and a maximum of 8 bar. The double-acting guarantees the delivery of a continuous and constant flow, suitable for installations on distribution facilities. To optimize the performance and the time-life of the air-operated pumps we advise to use filtered and lubricated air.

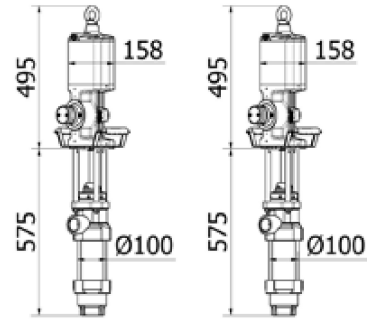






Art. 021-1203-DPO

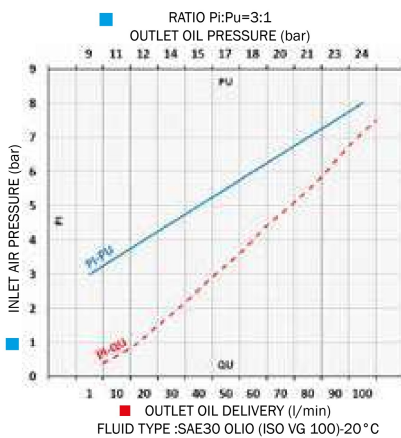
Air-operated industrial disjoint pump for oil, lubricants and similar fluids
 Mod. 1203D HIGH DELIVERY
 Ratio=3:1 double-acting Delivery capacity 100 l/min
 For wall-fixing or fixed positions.
 Polyurethane seals

Art. 021-1203-DVO

Air-operated industrial disjoint pump for chemical fluids
 Mod. 1203D HIGH DELIVERY
 ratio=3:1 double-acting Delivery capacity 100 l/min
 For wall-fixing or fixed positions.
 Viton seals



				
021-1203-DPO	39,200	0,110	1	
021-1203-DVO	39,200	0,110	1	



Technical Data	021-1203-DPO	021-1203-DVO
Compression ratio	3:1	3:1
Working pressure	bar	8
Air consumption at 8 bar	m ³ /min	2,90
Air inlet connection	BSP	F 1.1/2" G
Fluid outlet connection	BSP	F 1.1/2" G
Fluid delivery cap. at 8 bar	l/min	100
Noise	dB	80
Shank diameter	mm	100
Shank length	mm	Modular F 2"
		Modular F 2"

Automatic engine body and shank kit are divided in order to avoid that the fluid enters directly in contact with motor body. These pumps are advised for the transfer of oil and industrial fluids for medium-long distances, guarantee high performance as per delivery capacity (l/min) and also for working pressure.

The delivery capacity of a pump varies according to particular applications and combinations.

The operating pressure may vary between a minimum of 3 bar and a maximum of 8 bar. The double-acting guarantees the delivery of a continuous and constant flow, suitable for installations on distribution facilities. To optimize the performance and the time-life of the air-operated pumps we advise to use filtered and lubricated air.

AIR-OPERATED INDUSTRIAL DISJOINT PUMPS FOR OIL AND CHEMICAL PRODUCTS Mod.1506D HIGH DELIVERY

COMPRESSION RATIO = 6:1 DELIVERY CAPACITY = 80 l/min

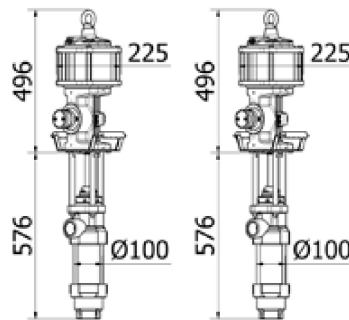


Art. 021-1506-DPO

Air-operated industrial disjoint pump for oil, lubricants and similar fluids
 Mod. 1506D HIGH DELIVERY
 Ratio=6:1 double-acting Delivery capacity 80 l/min
 For wall-fixing or fixed positions.
 Polyurethane seals

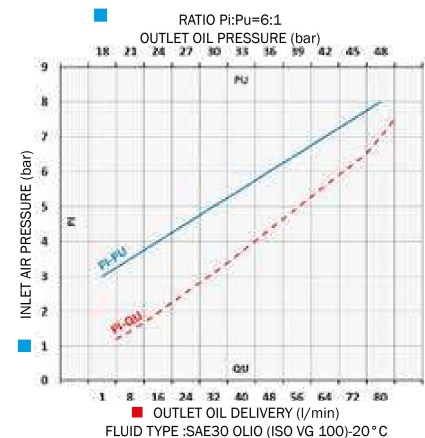
Art. 021-1506-DVO

Air-operated industrial disjoint pump for chemical fluids
 Mod. 1506D HIGH DELIVERY
 ratio=6:1 double-acting Delivery capacity 80 l/min
 For wall-fixing or fixed positions.
 Viton seals



021-1506-DPO	41,800	0,110	1
021-1506-DVO	41,800	0,110	1

Technical Data		021-1506-DPO	021-1506-DVO
Compression ratio		6:1	6:1
Working pressure	bar	8	8
Air consumption at 8 bar	m ³ /min	3,50	3,50
Air inlet connection	BSP	F 1/2" G	F 1/2" G
Fluid outlet connection	BSP	F 1.1/2" G	F 1.1/2" G
Fluid delivery cap. at 8 bar	l/min	80	80
Noise	dB	80	80
Shank diameter	mm	100	100
Shank length	mm	Modular F 2"	Modular F 2"



Automatic engine body and shank kit are divided in order to avoid that the fluid enters directly in contact with motor body. These pumps are advised for the transfer of oil and industrial fluids for medium-long distances, guarantee high performance as per delivery capacity (l/min) and also for working pressure. The delivery capacity of a pump varies according to particular applications and combinations. The operating pressure may vary between a minimum of 3 bar and a maximum of 8 bar. The double-acting guarantees the delivery of a continuous and constant flow, suitable for installations on distribution facilities. To optimize the performance and the time-life of the air-operated pumps we advise to use filtered and lubricated air.



Art. 012-1200-030

Frame lifter and press

equipped with follower plate for pumps with shank \varnothing 30 mm

Art. 012-1200-042

Frame lifter and press

equipped with follower plate for pumps with shank \varnothing 42 mm

Art. 012-1200-050

Frame lifter and press




equipped with follower plate for pumps with shank \varnothing 50 mm

Art. 012-1200-200

Frame lifter and press

equipped with follower plate for pumps with shank F 2"G

012-1200-045

			
012-1200-030	228,000	1,920	1
012-1200-042	228,000	1,920	1
012-1200-050	228,000	1,920	1
012-1200-200	228,000	1,920	1

Maximum height	Minimum height	Maximum pressure	Pushing power	For drums	Viscosity
			4 bar - 450 kg		
2802 mm	1802 mm	8 bar	6 bar - 650 kg	180 - 220 kg	200 - 500 ASTM (25°C)
			8 bar - 870 kg		

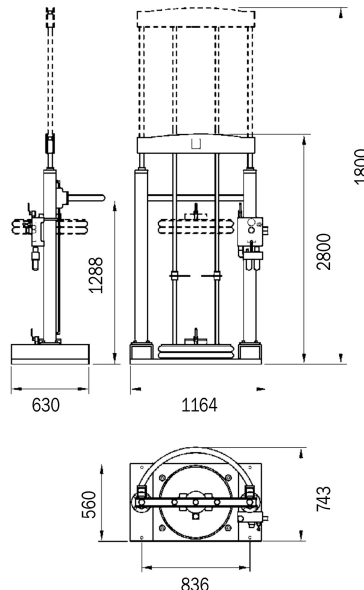
Air-operated two columns pumps lifter and press for lubricants and viscous fluids

With its particular 3 ways control valve it lifts or pulls down the pump and the follower plate, improving the exchanging effort of 180-220kg (400 lbs) drums.

It is particularly advised for the use with high viscosity lubricants and fluids (from 200CPS to 500CPS).

The follower plate is pushed down by the pressurised pneumatic cylinders, avoiding lubricant flow interruptions by air pockets.

Moreover, it allows to collect all the product from the inner walls down to the bottom of the drum, pump suction is assisted.



- | | | | |
|----|---|---|--|
| 1 | Cock for pump air supply | 3 | Pressure regulator with manometer for air supply of the lifter |
| 2 | Off position | 4 | Cock for air supply to lift the follower plate |
| 2A | Up position to lift the pump and follower plate | 5 | Inlet general air supply into filter and lubricator |
| 2B | Down position to activate the press-fluid | | |

Art. 022-1403-000

**Kit pump frame lifter and press for lubricants for drums 180-220 kg
Delivery 100 l/min**

Composed by:

Art.012-1200-200 Pump frame lifter and press 2 columns + follower plate

Art.021-1203-DP0 Air-operated Industrial disjoint pump **ratio=3:1**

Art.902-0323-010 Rubber hose R6 3/8" F-F 3/8" 1 M length

Art.902-0424-010 Rubber hose R6 1/2" F-F 1/2" 1 M length



022-1403-000

Art. 022-1408-000

**Kit pump frame lifter and press for lubricants for drums 180-220 kg
Delivery 40 l/min**

Composed by:

Art.012-1200-050 Pump frame lifter and press 2 columns + follower plate

Art.021-0908-094 Air-operated Industrial pump **ratio=8:1**

Art.902-0323-010 Rubber hose R6 3/8" F-F 3/8" 1 M length

Art.902-0424-010 Rubber hose R6 1/2" F-F 1/2" 1 M length

Art. 022-1410-000

**Kit pump frame lifter and press for lubricants for drums 180-220 kg
Delivery 35 l/min**

Composed by:

Art.012-1200-050 Pump frame lifter and press 2 columns + follower plate

Art.021-0910-094 Air-operated Industrial pump **ratio=10:1**

Art.902-0323-010 Rubber hose R6 3/8" F-F 3/8" 1 M length

Art.902-0424-010 Rubber hose R6 1/2" F-F 1/2" 1 M length

Art. 022-1414-000

**Kit pump frame lifter and press for lubricants for drums 180-220 kg
Delivery 30 l/min**

Composed by:

Art.012-1200-050 Pump frame lifter and press 2 columns + follower plate

Art.021-1214-094 Air-operated Industrial pump **ratio=14:1**

Art.902-0323-010 Rubber hose R6 3/8" F-F 3/8" 1 M length

Art.902-0424-010 Rubber hose R6 1/2" F-F 1/2" 1 M length



022-1414-000

Art. 022-1418-000

**Kit pump frame lifter and press for lubricants for drums 180-220 kg
Delivery 25 l/min**

Composed by:

Art.012-1200-050 Pump frame lifter and press 2 columns + follower plate

Art.021-1218-094 Air-operated Industrial pump **ratio=18:1**

Art.902-0323-010 Rubber hose R6 3/8" F-F 3/8" 1 M length

Art.902-0424-010 Rubber hose R6 1/2" F-F 1/2" 1 M length



022-1403-000	263,900	1,920	2
022-1408-000	250,000	1,920	2
022-1410-000	252,300	1,920	2
022-1414-000	251,100	1,920	2
022-1418-000	253,400	1,920	2



022-3100-000

Art. 022-3100-000

Industrial pump oil kit for drums 180-220 l

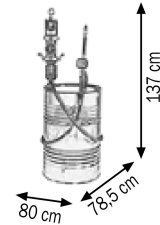
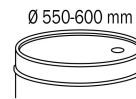
Composed by:

Art.021-0908-094 Oil industrial pump **R=8:1 40 l/min**

Art.025-1264-000 Ø 50 mm threaded ring

Art.906-0505-030 1SC 3/4" Hose M-F 3,0 m lenght

Art.024-1245-G00 High delivery oil **digital** dispensing nozzle



022-3110-000

Art. 022-3110-000

Industrial pump oil kit for drums 180-220 l

Composed by:

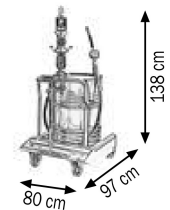

Art.021-0908-094 Oil industrial pump **R=8:1 40 l/min**

Art.025-1264-000 Ø 50 mm threaded ring

Art.030-1405-000 4 wheels trolley

Art.906-0505-030 1SC 3/4" Hose M-F 3,0 m lenght

Art.024-1245-G00 High delivery oil **digital** dispensing nozzle



022-3125-000

Art. 022-3125-000

Wall-fixing oil kit industrial pump for drums 180-220 l

Composed by:

Art.021-0908-000 Air-operated industrial oil pump **ratio=8:1 40 l/min**

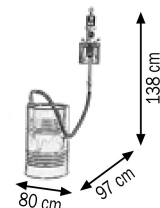
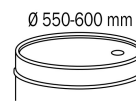
Art.025-1265-010 Wall-fixing bracket with anti-vibration rubber spacers

Art.025-1280-094 Ø 50 mm suction tube 940 mm lenght

Art.025-1264-000 Ø 50 mm threaded ring

Art.906-0738-020 1SC 1.1/4" hose F 1.1/2 90° - F 1.1/2" 2,0 m length

Art.F96-0100-806 Nipple M 1.1/2"-M 1"



Art. 022-3130-000

Wall-fixing oil kit industrial pump for IBC tanks 700-1000 l

Composed by:

- Art.021-0905-000 Air-operated industrial oil pump ratio=5:1 50 l/min
- Art.025-1265-010 Wall-fixing bracket with anti-vibration rubber spacers
- Art.025-1280-125 Ø 50 mm suction tube 1250 mm length
- Art.025-1264-000 Ø 50 mm threaded ring
- Art.906-0738-020 1SC 1.1/4" hose F 1.1/2 90° - F 1.1/2" 2,0 m length
- Art.F96-0100-806 Nipple M 1.1/2"-M 1"
- Art.025-1267-000 Fixing tank bracket



022-3130-000

The tank is not included in the oil kit

022-3130-000	52,430	0,280	4



Art. 022-3135-000

Wall-fixing oil kit industrial pump for IBC tanks 700-1000 l

Composed by:

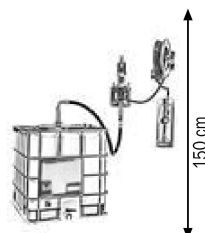
- Art.021-0905-000 Air-operated industrial oil pump ratio=5:1 50 l/min
- Art.025-1265-010 Wall-fixing bracket with anti-vibration rubber spacers
- Art.025-1280-125 Ø 50 mm suction tube 1250 mm length
- Art.025-1264-000 Ø 50 mm threaded ring
- Art.906-0738-020 1SC 1.1/4" hose F 1.1/2 90° - F 1.1/2" 2,0 m length
- Art.F96-0100-806 Nipple M 1.1/2"-M 1"
- Art.025-1267-000 Fixing tank bracket
- Art.906-0525-015 1SC 3/4" hose F 3/4" 90° - F 3/4" 1,5 m length
- Art.071-1406-515 Swiveling hose reel with 1SC 3/4" hose 15,0 m l
- Art.024-1245-G00 High delivery oil digital dispensing nozzle
- Art.024-1785-000 Support for picking up drops



022-3135-000

The tank is not included in the oil kit

022-3135-000	94,000	0,450	6



It is a modular solution that allows the oil delivery with connection to a centralized system, to a hose reel or directly to the delivery hose.



022-3500-000

Art. 022-3500-000

Oil electric pump kit 12V for drums 180-220 l

Composed by:

- Art.091-5480-010 Electric pump for oils **12V** 10 l/min
- Art.025-1270-094 Suction shank hose kit for drums 180-220 l
- Art.906-0404-030 1SC 1/2" M-F hose 3,0 m lenght
- Art.F96-0100-504 Reduced nipple M 3/4" BSP - M 1/2" BSP
- Art.R18-0855-255 Brass connection fixed rubber M3/4" Ø 25 mm
- Art.024-1231-C00 Oil dispensing nozzle flexible automatic drop valve






022-3500-000 14,500 0,050 2



Ø 550-600 mm



Art. 022-3502-000

Oil electric pump kit 24V for drums 180-220 l

Composed like Art.022-3500-000 but with:

- Art.091-5482-010 Electric pump for oils **24V** 10 l/min






022-3502-000 14,500 0,050 2



Ø 550-600 mm



022-3510-000

Art. 022-3510-000

Oil electric pump kit 12V for drums 180-220 l

Composed by:

- Art.091-5482-010 Electric pump for oils **12V** 10 l/min
- Art.025-1270-094 Suction shank hose kit for drums 180-220 l
- Art.906-0404-030 1SC 1/2" M-F hose 3,0 m lenght
- Art.F96-0100-504 Reduced nipple M 3/4" BSP - M 1/2" BSP
- Art.R18-0855-255 Brass connection fixed rubber M3/4" Ø 25 mm
- Art.024-1233-C00 Oil **digital** dispensing nozzle flexible autom. drop valve






022-3510-000 15,100 0,050 2



Ø 550-600 mm



Art. 022-3512-000

Oil electric pump kit 24V for drums 180-220 l

Composed like Art.022-3510-000 but with:

- Art.091-5482-010 Electric pump for oils **24V** 10 l/min






022-3512-000 15,100 0,050 2



Ø 550-600 mm



Article	Flow rate	Voltage	Power	Electricity	Cable l.	Inlet-Outlet	Duty cycle
Technical Data:	l/min	AC V.Hz DC Volt	W	A	m	BSPG	min
022-3500-000	10	12	300	35	2	F3/4" F3/4"	S2 30 min
022-3502-000	10	24	300	18	2	F3/4" F3/4"	S2 30 min
022-3510-000	10	12	300	35	2	F3/4" F3/4"	S2 30 min
022-3512-000	10	24	300	18	2	F3/4" F3/4"	S2 30 min

WHEELED OIL ELECTRIC PUMP KITS FOR LUBRICANT WITH MAXIMUM VISCOSITY 500 cSt









Art. 022-3525-000

Oil electric pump kit 230V for drums 180-220 l

Composed by:

- Art.091-5500-025 Electric pump for oils 230V 25 l/min
- Art.030-1398-000 3-wheels trolley
- Art.025-1270-094 Suction shank hose kit for drums 180-220 l
- Art.906-0404-030 1SC 1/2" M-F hose 3,0 m lenght
- Art.F96-0100-604 Reduced nipple M 1" BSP x M 1/2" BSP
- Art.R18-0855-256 Brass connection fixed rubber M1" Ø 25 mm
- Art.R18-1251-006 N.2 STAINLESS STEEL connection 90° F-F 1"
- Art.024-1233-C00 Oil digital dispensing nozzle flexible autom. drop valve

022-3525-000 45,000 0,225 3






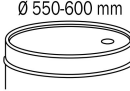


Art. 022-3550-000

Oil electric pump kit 230V for drums 180-220 l

Composed by:

- Art.091-5500-050 Electric pump for oils 230V 50 l/min
- Art.030-1398-000 3-wheels trolley
- Art.092-5130-000 Digital flow meter MGE-110
- Art.F96-0100-606 Steel nipple M 1" BSP x M 1" BSP
- Art.R18-1251-006 L shaped elbow 90° M-F 1"
- Art.025-1270-094 Suction shank hose kit for drums 180-220 l
- Art.908-0516-040 Rubber hose 10 bar 19x27 M-M 1" 4,0 m lenght
- Art.R18-0855-256 Brass connection fixed rubber M1" Ø 25 mm
- Art.093-5202-000 Aluminium manual nozzle MC100

022-3550-000 47,300 0,225 3



Art. 022-3560-000

Oil electric pump kit 230V for drums 180-220 l and IBC tank

Composed by:







- Art.091-5500-025 Electric pump for oils 230V 25 l/min
- Art.091-6000-000 Universal support plate with handle for electric pumps
- Art.025-1270-125 Suction shank hose kit for drums 180-220 l IBC tank
- Art.906-0404-030 1SC 1/2" M-F hose 3,0 m lenght
- Art.F96-0100-604 Reduced nipple znt M 1" BSP x M 1/2" BSP
- Art.R18-0855-256 Brass connection fixed rubber M1" Ø 25 mm
- Art.024-1233-C00 Oil digital dispensing nozzle flexible autom. drop valve

Art. 022-3565-000

Oil electric pump kit 230V for drums 180-220 l and IBC tank

Composed like Art.022-3560-000 but with:

- Art.024-1231-C00 Oil dispensing nozzle flexible autom. drop valve

022-3560-000 30,000 0,070 3
022-3565-000 29,300 0,070 3



The tank is not included in the oil kit

Article	Flow rate	Voltage	Power	Electricity	Cable l.	Inlet-Outlet	Duty cycle
Technical Data:	l/min	AC V.Hz	W	A	m	BSPG	min
091-5500-025	25	230/250	828	4,6	2	F 1"-F 1"	continuos
091-5500-050	50	230/50	1081	7	2	F 1"-F 1"	continuos



Art. 090-8070-000

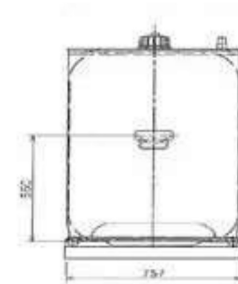
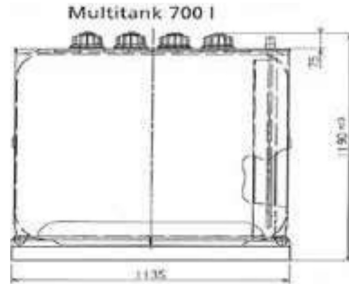
Art. 090-8070-000

Double-wall tank "Multitank" 700 l

For the storage of oil, diesel fuel, bio diesel
Double-wall tanks in HDPE with integrated galvanised steel foil
Palletised base, built-in transport handles
Level indicator
Visual leaks detector
For professional or private use
Approved for indoor installation



090-8070-000 65,000 1,030 1



Art. 090-8100-000

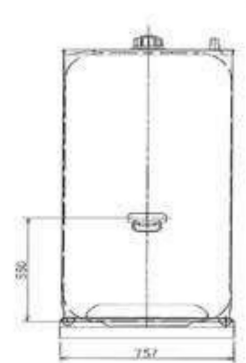
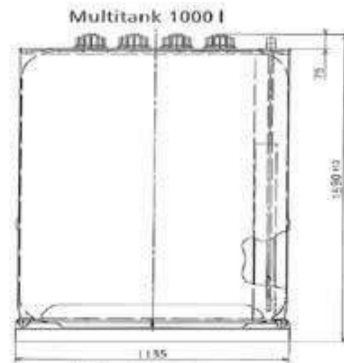
Art. 090-8100-000

Double-wall tank "Multitank" 1000 l

For the storage of oil, diesel fuel, bio diesel
Double-wall tanks in HDPE with integrated galvanised steel foil
Palletised base, built-in transport handles
Level indicator
Visual leaks detector
For professional or private use
Approved for indoor installation



090-8100-000 80,000 1,370 1



090-8200-030

Art. 090-8200-030

Support bracket for pump - hose reel

Painted steel with F 2" G ring nut

Hose reel, pump, nozzle and accessories are not included



090-8200-030 12,500 0,044 1

Article	Description	Capacity	Width	Depth	Height	Weight	Packaging
		l	mm	mm	mm	kg	mm
090-8070-000	Multitank	700	1135	757	1190	65	113x757x1190
090-8100-000	Multitank	1000	1135	757	1590	80	113x757x1590
090-8200-030	Supp.bracket	-	727	370	114	12,5	745X390X150

DOUBLE-WALL POLYETHYLENE TANKS FOR OIL, DIESEL, BIO-DIESEL, AdBlue® “ Tank in Tank”



Art. 090-9100-000

Double-wall polyethylene “Tank in Tank” 1000 I

For the storage of oil, diesel fuel, bio diesel, AdBlue®

Double-wall rigid polyethylene

Integrated retention basin

Built-in transport handles

Level indicator

UV protection anti-odor barrier SMP

Reinforcement pipes in galvanized steel

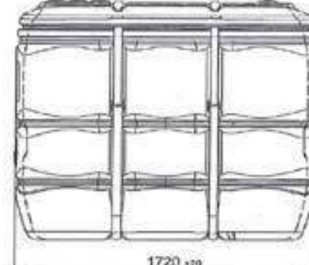
Approved for indoor installation



090-9100-000 59,000 1,580 1



1000 I



1500 I



Art. 090-9100-000

Art. 090-9150-000

Double-wall polyethylene “Tank in Tank” 1500 I

For the storage of oil, diesel fuel, bio diesel, AdBlue®

Double-wall rigid polyethylene

Integrated retention basin

Built-in transport handles

Level indicator

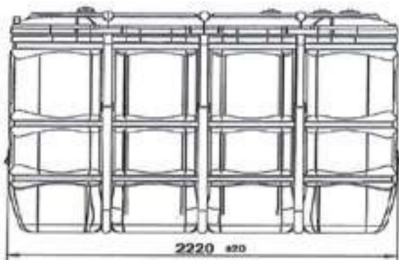
UV protection anti-odor barrier SMP

Reinforcement pipes in galvanized steel

Approved for indoor installation



090-9150-000 90,000 2,280 1



2000 I



Art. 090-9150-000

Art. 090-9200-000

Double-wall polyethylene “Tank in Tank” 2000 I

For the storage of oil, diesel fuel, bio diesel, AdBlue®

Double-wall rigid polyethylene

Integrated retention basin

Built-in transport handles

Level indicator

UV protection anti-odor barrier SMP

Reinforcement pipes in galvanized steel

Approved for indoor installation



090-9200-000 145,00 2,860 1



Art. 090-9200-000

Article	Description	Capacity	Width	Depth	Height	Weight	Packaging
		I	mm	mm	mm	kg	mm
090-9100-000	Tank in Tank	1000	1420	660	1685	59	1420x660x1685
090-9150-000	Tank in Tank	1500	1720	770	1700	90	1720x770x1720
090-9200-000	Tank in Tank	2000	2200	770	1685	145	2200x770x1685



023-1805-000

Art. 023-1805-000

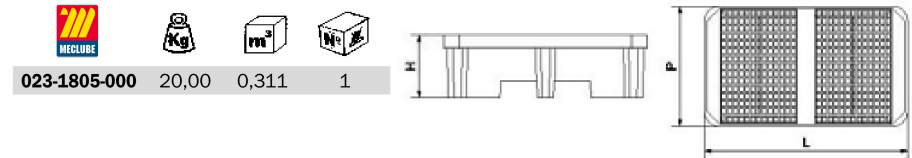
Polyethylene tank of dump and storage for 1 drum of 180-220 l

Composed by:

Removable polypropylene grate

Tank capacity: 225 l

Dimensions: 925 X 800 X H 420 mm



023-1810-000

Art. 023-1810-000

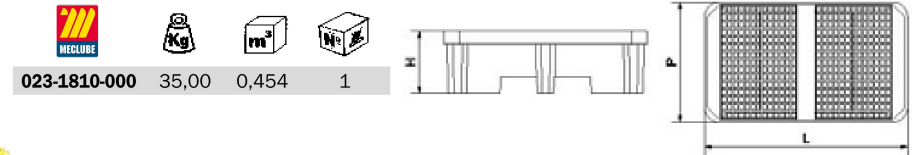
Polyethylene tank of dump and storage for 2 drums of 180-220 l

Composed by:

Removable polypropylene grate

Tank capacity: 305 l

Dimensions: 1350 X 800 X H 420 mm



023-1814-000

Art. 023-1814-000

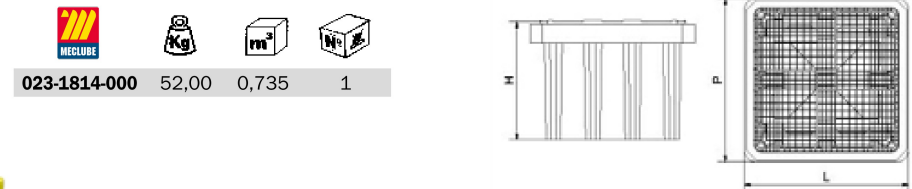
Polyethylene tank of dump and storage for 4 drums of 180-220 l

Composed by:

Removable polypropylene grate

Tank capacity 500 l

Dimensions: 1350 X 1350 X H 490 mm



023-1815-000

Art. 023-1815-000

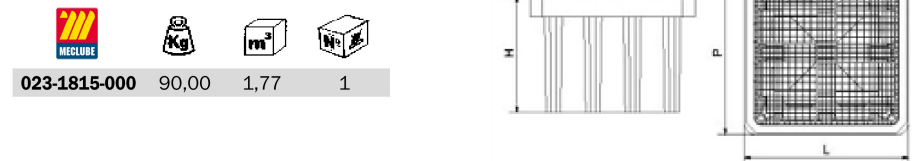
Polyethylene tank of dump and storage for 1 tank of 1000 l

Composed by:

Removable polypropylene grate

Tank capacity: 1050 l

Dimensions: 1350 X 1350 X H 970 mm



These polyethylene tanks are treated to resist to UV rays and equipped with removable polypropylene grata they are suitable for the storage of metal drums of lubricants and simply transportable with fork truck or trans pallet, the storage of lubricant drums in the industrial environment and in repair shops must have a tank to collect the accidental overflowing, avoiding the dispersion in the environment. It's important to put the tanks on plain surfaces, protected by the rain. If the storing of different substances is required, these ones shall be reciprocally compatible.

Art. 023-1825-000

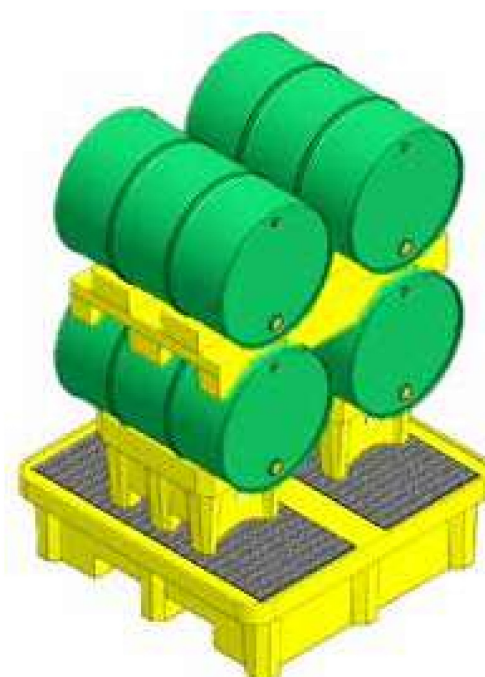
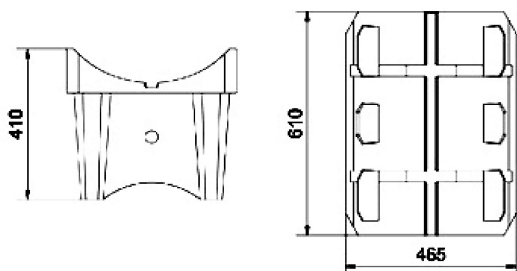
Polyethylene horizontal support to store 1 drum of 180-220 l

It can be positioned directly on the safety tanks
It can be used to place a 220 l drum horizontally
or, by turning it upside down, a 50 l drum

023-1825-000	10,00	0,12	1



Art. 023-1825-000




Art. 023-1830-000

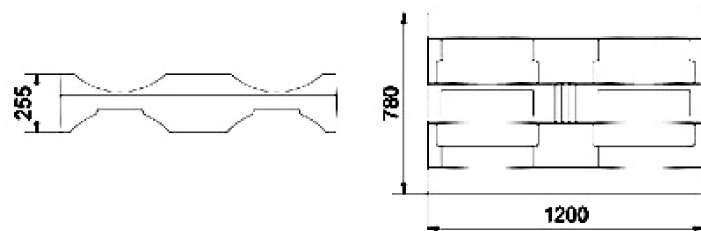
Polyethylene horizontal support to store 2 drums of 180-220 l

It can be positioned directly on the safety tanks
to place two 220 l drums horizontally
usable together with the 50/220 model
to stack 220 l drums

023-1830-000	30,00	0,24	1



Art. 023-1830-000





023-1905-000

Art. 023-1905-000

Tank of dump and storage for 1 drum of 180-220 l



023-1905-000 49,300 0,270 1



023-1910-000

Art. 023-1910-000

Tank of dump and storage for 2 drums of 180-220 l



023-1910-000 62,600 0,363 1



023-1914-000

Art. 023-1914-000

Tank of dump and storage for 4 drums of 180-220 l



023-1914-000 119,000 0,573 1



023-1915-000


Art. 023-1915-000

Tank of dump and storage for 1 tank of 1000 l



023-1915-000 182,500 1,422 1

Technical data		023-1905-000	023-1910-000	023-1914-000	023-1915-000
Capacity	n°	1 drum 180/220 l	2 drums 180/220 l	4 drums 180/220 l	1 tank da 1000 l
Dimensions	mm	1000x850 H 300	1350x850 H 300	1350x1350 H 300	1650x1350 H 620



023-1920-000

Art. 023-1920-000

Horizontal support to store 1 drum of 180-220 l



023-1920-000 14,500 0,145 1



023-1921-000

Art. 023-1921-000

Horizontal support to store 2 drums of 180-220 l



023-1921-000 22,000 0,283 1



023-1922-000

Art. 023-1922-000

Horizontal support to store 3 drums of 50-60 l



023-1922-000 22,200 0,283 1

Technical data		023-1920-000	023-1921-000	023-1922-000
Capacity	n°	1 drum 180/220 l	2 drums 180/220 l	3 drums 50/60 l
Dimensions	mm	600x600 H 380	1180x600 H 380	1180x600 H 380

These steel tanks are suitable for the storage of metal drums of lubricants and simply transportable with fork truck or trans pallet. The tanks are produced with strong metal, reinforced with frames in shapes, the grates are galvanized. According to the new rules, the stocking of lubricant drums in the industrial environment and in repair shops must have a tank to collect the accidental overflowing, avoiding the dispersion in the environment. It's important to put the tanks on plain surfaces, protected by the rain. If the storing of different substances is required, these ones shall be reciprocally compatible.

Art. 023-1925-000

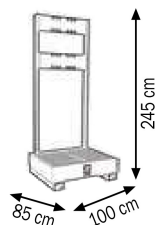
Tank of dump complete with supporting structure for 1 drum of 180-220 l

Composed by:

Art.023-1905-S00 Tank of dump for 1 drum 180-220 l

Art.023-1916-000 N.2 Vertical posts H. 2,20 m

Art.023-1918-000 N.2 Horizontal drill panels 770x240 mm



023-1925-000

Art. 023-1930-000


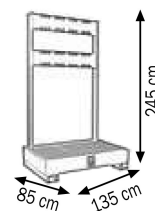
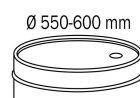
Tank of dump complete with supporting structure for 2 drums of 180-220 l

Composed by:

Art.023-1910-S00 Tank of dump for 2 drums 180-220 l

Art.023-1916-000 N.2 Vertical posts H. 2,20 m

Art.023-1919-000 N.2 Horizontal drill panels 1110x240 mm



023-1930-000

These steel tanks are suitable for the storage of metal drums of lubricants and are simply transportable with a fork truck or trans pallet. The tanks are produced with strong metal, reinforced with frames in shapes, the grates are galvanized. According to the new rules, the stocking of lubricant drums in the industrial environment and in repair shops must have a tank to collect the accidental overflowing, avoiding the dispersion in the environment. It's important to put the tank on plain surfaces, protected by the rain. If the storing of different substances is required, these ones shall be reciprocally compatible. The tanks of dump with supporting structure is suitable to support the equipment for the distribution of lubricants for different uses (industrial environment or repair shops).



023-1935-000

Art. 023-1935-000

Complete installation for 1 drum of 180-220 l

Composed by:

Art.020-1195-000 Air-operated oil pump ratio=3:1 30 l/min

Art.023-1925-000 Tank of dump complete with supporting structure

Art.070-1206-410 Hose reel with 1SC 1/2" hose F-F 10,0 m length

Art.906-0424-015 1SC 1/2 " hose F-F 1,5 m length





Art.024-1233-C00 Oil digital dispensing nozzle

Art. 023-1937-000

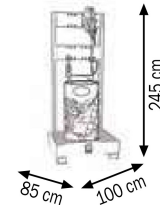
Complete installation for 1 drum of 180-220 l

Composed like Art.023-1935-000 but with:

Art.020-1205-000 Air-operated oil pump ratio=5:1 28 l/min

				
023-1935-000	109,500	0,387	5	
023-1937-000	109,600	0,387	5	

Ø 550-600 mm



Art. 023-1940-000

Complete installation for 1 drum of 180-220 l

Composed by:

Art.020-1188-000 Air-operated oil pump ratio=3:1 30 l/min

Art.023-1925-000 Tank of dump complete with supporting structure

Art.074-4506-410 Closed hose reel with 1SC 1/2" hose 10,0 m length

Art.025-1265-000 Wall fixing bracket

Art.025-1268-094 Shank Ø 42 mm 940 mm length

Art.025-1262-000 Drum connection Ø 42 mm

Art.910-0600-020 Flexible hose Ø 1" 2 m length

Art.B27-1132-035 N.2 stainless steel screw clamps 32-35 mm

Art.906-0434-008 1SC 1/2" hose F-F 90° 0,8 m length

Art.024-1233-C00 Oil digital dispensing nozzle







023-1940-000

Art. 023-1942-000

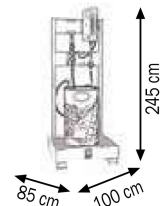
Complete installation for 1 drum of 180-220 l

Composed like Art.023-1940-000 but with:

Art.020-1198-000 Air-operated oil pump ratio=5:1 28 l/min

				
023-1940-000	123,000	0,414	5	
023-1942-000	123,200	0,414	5	

Ø 550-600 mm



Fixed and complete positions that offer an independent working station. They allow an optimal placing in every working environment (factories and repair shops) allowing to operate in a clean and safe way and without wasting of lubricant oils for different uses.

Art. 023-1945-000

Complete installation for 2 drums of 180-220 l

Composed by:

Art.020-1195-000 N.2 Air-operated oil pumps **ratio=3:1 30 l/min**

Art.023-1930-000 N.1 Tank of dump complete with supporting structure

Art.070-1206-410 N.2 Hose reels with 1SC 1/2" hose 10,0 m length

Art.906-0424-015 N.2 1SC 1/2" hose F-F 1,5 m length

Art.024-1233-C00 N.2 Oil **digital** dispensing nozzles

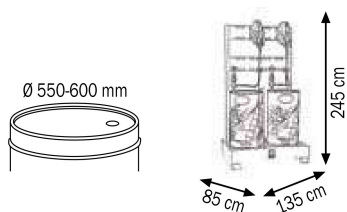
Art. 023-1947-000

Complete installation for 2 drums of 180-220 l

Composed like Art.023-1945-000 but with:

Art.020-1205-000 n.2 Air-operated oil pumps **ratio=5:1 28 l/min**

023-1945-000		152,100	0,553	7
023-1947-000		152,800	0,553	7



Art. 023-1950-000

Complete installation for 2 drums of 180-220 l

Composed by:

Art.020-1188-000 N.2 Air-operated oil pumps **ratio=3:1 30 l/min**

Art.023-1930-000 N.1 Tank of dump complete with supporting structure

Art.074-4506-410 N.2 Closed hose reel with 1SC 1/2" hose 10,0 m length

Art.025-1265-000 N.2 Wall fixing brackets

Art.025-1268-094 N.2 Shanks Ø 42 mm 940 mm length

Art.025-1262-000 N.2 Drums connection Ø 42 mm

Art.910-0600-020 N.2 Flexible hoses Ø 1" 2,0 m length

Art.B27-1132-035 N.4 stainless steel screw clamps 32-35 mm

Art.906-0434-008 N.2 1SC 1/2" hose F-F 90° 0,8 m length

Art.024-1233-C00 N.2 Oil **digital** dispensing nozzles

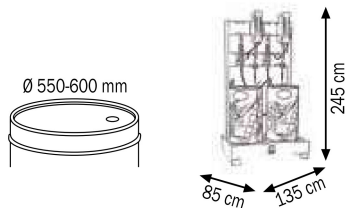
Art. 023-1952-000

Complete installation for 2 drums of 180-220 l

Composed like Art.023-1950-000 but with:

Art.020-1198-000 N.2 Air-operated oil pumps **ratio=5:1 28 l/min**

023-1950-000		179,300	0,607	7
023-1952-000		179,700	0,607	7



Fixed and complete positions that offer an independent working station. They allow an optimal placing in every working environment (factories and repair shops) allowing to operate in a clean and safe way and without wasting of lubricant oils for different uses.



023-1963-004

Art. 023-1963-004

Support structure for 4 hose reels Mod. F-400 F-460 CF-500

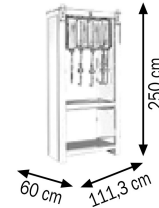
Composed by:

Drip tray

Support with grate

Dimensions 1130X600 H.2500 mm

			
023-1963-004	192,000	0,900	2



The hose reels aren't included in the cabinets



023-1964-006

Art. 023-1964-006

Support structure for 6 hose reels Mod. F-400 F-460 CF-500

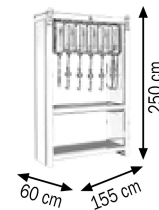
Composed by:

Drip tray

Support with grate

Dimensions 1550X600 H.2500 mm

			
023-1964-006	215,000	1,000	2



These structures will be supplied only and exclusively in grey colour RAL 9007

Fixed cabinets that offer independent working stations. They allow an optimal placing in every working environment (factories and repair shops) allowing to operate in a clean and safe way and without wasting of lubricant oils for different uses.

This fixed cabinets can be connected to a centralized distribution system and become individual working station.

Art. 023-1963-C04

Cabinet structure for 4 hose reels Mod. F-400 F-460 CF-500

Composed by:

Drip tray

Support with grate

2 Doors with closure

Dimensions 1130X600 H.2500 mm

			
023-1963-C04	234,000	1,000	3



023-1963-C04

Art. 023-1964-C06

Cabinet structure for 6 hose reels Mod. F-400 F-460 CF-500

Composed by:

Drip tray

Support with grate

2 Doors with closure

Dimensions 1550X600 H.2500 mm

			
023-1964-C06	262,000	1,100	3



023-1964-C06

These structures will be supplied only and exclusively in grey colour RAL 9007

Fixed cabinets that offer independent working stations. They allow an optimal placing in every working environment (factories and repair shops) allowing to operate in a clean and safe way and without wasting of lubricant oils for different uses.

This fixed cabinets can be connected to a centralized distribution system and become individual working station.



023-1965-004

Art. 023-1965-004

Support structure for 4 hose reels Mod. F-550 F-555

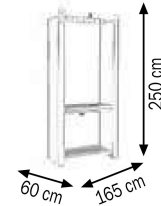
Composed by:

Drip tray

Support with grate

Dimensions 1650X600 H.2500 mm

			
023-1965-004	225,00	1,000	2



023-1965-006

Art. 023-1965-006

Support structure for 6 hose reels Mod. F-550 F-555

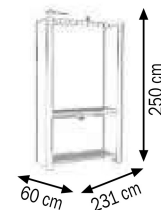
Composed by:

Drip tray

Support with grate

Dimensions 2310X600 H.2500 mm

			
023-1965-006	245,00	1,100	2



These structures will be supplied only and exclusively in grey colour RAL 9007

Fixed cabinets that offer independent working stations. They allow an optimal placing in every working environment (factories and repair shops) allowing to operate in a clean and safe way and without wasting of lubricant oils for different uses.

This fixed cabinets can be connected to a centralized distribution system and become individual working station.

Art. 023-1966-000

Cabinet structure for oil distribution

Dimensions 1600X700 H 2500 mm

Composed by:

Tank of dump for 2 drums of 180-220 L

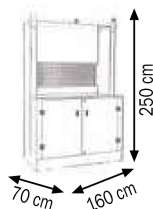
2 Doors with closure for drums

Work sur face 1600X700 mm

Panel for tools

Cabinet structure for 4 hose reels Mod. F-400 F-460 CF-500

023-1966-000	316,000	1,170	4



023-1966-000

Art. 023-1967-000

Complete cabinet installation oil distribution

For 2 drums of 180-220 l

Composed by:

Art.023-1966-000 N.1 Frame cabinet

Art.020-1195-000 N.2 Air-operated oil pumps ratio=3:1 30 l/min

Art.074-4506-410 N.2 Closed hose reels R1 1/2" 10 m

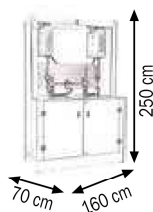
Art.906-0424-015 N.2 1SC 1/2" hose 1,5 m length

Art.053-1537-000 N.2 Spring hose rilsan 6X8 10 m

Art.024-1233-C00 N.2 Oil digital dispensing nozzles

Art.014-1048-B00 N.1 Pressure regulator with filter, lubricator and gauge 1/2"

023-1967-000	392,000	2,970	9



023-1967-000

Frame cabinet for oil distribution able to provide an autonomous operating station.

They can be easily placed in every working environment (factories, garages and repair shops).

Allowing clean and safe supply without wasting of lubricant oils for different uses.

The base is composed by a tank of dump and stocking for 2 drums of 180-220 L as the new regulations upon.

The cabinet is pre-arranged for max 4 hose reels and have a worktop of 1600X700 mm.

Art. 023-1968-001

Front-end service with support for 1 hose reel

It is predisposed universal holes that allow the application of pump, hose reels and support for drops collection



Art. 023-1968-002





Front-end service with support for 2 hose reels

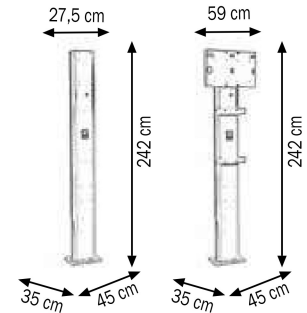
Composed by:

Art.023-1968-001 Front-end service

Art.079-1779-002 Panel support for 2 hose reels

Art.023-1960-002 Pair of support brackets for 2 drip tray

				
023-1968-001	62,000	0,36	2	
023-1968-002	64,300	0,38	2	



Art. 023-1968-003

Front-end service support for 3 hose reels

Composed by:

Art.023-1968-001 Front-end service

Art.079-1779-003 Panel support for 3 hose reels

Art.023-1960-003 Pair of support brackets for 3 drip tray

Art. 023-1968-004





Front-end service support for 4 hose reels

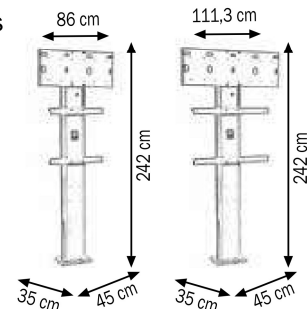
Composed by:

Art.023-1968-001 Front-end service

Art.079-1779-004 Panel support for 4 hose reels

Art.023-1960-004 Pair of support brackets for 4 drip tray

				
023-1968-003	67,800	0,39	2	
023-1968-004	76,500	0,40	2	



Fixed supports that offer an independent working station. They allow an optimal placing in every working environment (factories and repair shops) allowing to operate in a clean and safe way and without wasting of lubricant oils for different uses.

Art. 023-1970-000

3 sides service support

It is predisposed of universal hole that allows the application of hose reels, pumps, picking up drops

Art. 023-1972-000

Service support for oil distribution 1 position

Composed by:

Art.023-1970-000 Service support

Art.070-1206-410 Fixed hose reel with hose 1SC 1/2" 10,0 m length

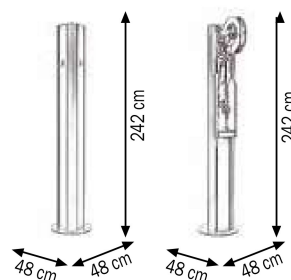
Art.906-0424-006 Hose 1SC 1/2" F-F 600 mm length

Art.024-1233-C00 Oil digital dispensing nozzle

Art.024-1785-000 Drip tray




023-1970-000	77,000	0,560	1
023-1972-000	102,350	0,650	3



023-1970-000

023-1972-000



Art. 023-1974-000

Service support for oil distribution 2 position

Composed by:

Art.023-1970-000 N.1 Service support

Art.070-1206-410 N.2 Fixed hose reel with hose 1SC 1/2" 10,0 m length


Art.906-0424-006 N.2 Hoses 1SC 1/2" F-F 600 mm length

Art.024-1233-C00 N.2 Oil digital dispensing nozzles

Art.024-1785-000 N.2 Drip tray



023-1974-000	126,450	0,700	5
--------------	---------	-------	---



023-1974-000



Fixed supports that offer an independent working station. They allow an optimal placing in every working environment (factories and repair shops) allowing to operate in a clean and safe way and without wasting of lubricant oils for different uses.



023-1969-008

Art. 023-1969-008

Support bilateral frame for 8 hose reels Mod. F-400 F-460 CF-500

Composed by:

Central support column

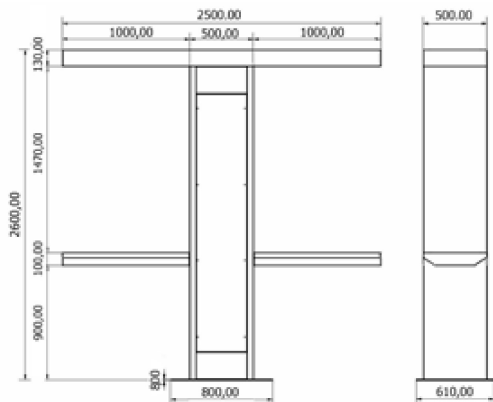
Fixing post for 8 hose reels

N.2 Drip tray

Dimensions 2500x500 H 2620 mm



023-1969-008	295,00	1,03	3
---------------------	--------	------	---



Support bilateral frame eight hose reels that offer an independent working station. It allows an optimal placing in every working environment (factories and repair shops) allowing to operate in a clean and safe way and without wasting of lubricant oils for different uses.

NOZZLES FOR DISTRIBUTION AND MEASUREMENT OF OIL AND SIMILAR FLUIDS





024-1231-000

Art. 024-1231-000

Handle for oil dispensing nozzle

Composed by:

Aluminium body

Button to block the lever

F 1/2" swivel joint



024-1231-A00

Art. 024-1231-A00

Oil dispensing nozzle

Composed by:

Handle with F 1/2" swivel joint

Flexible end 105°

Manual drop valve Ø 12 mm



024-1231-B00

Art. 024-1231-B00

Oil dispensing nozzle

Composed by:

Handle with F 1/2" swivel joint

Rigid end 45°

Manual drop valve Ø 12 mm



024-1231-C00

Art. 024-1231-C00

Oil dispensing nozzle

Composed by:

Handle with F 1/2" swivel joint

Flexible end 105°

Automatic drop valve Ø 14 mm



024-1231-D00

Art. 024-1231-D00

Oil dispensing nozzle

Composed by:

Handle with F 1/2" swivel joint

Rigid end 45°

Automatic drop valve Ø 14 mm



024-1232-F00

Art. 024-1232-F00

Oil dispensing nozzle

Composed by:

Handle with F 1/2" swivel joint

Flexible end 105°

Manual drop valve Ø 12 mm



024-1232-G00

Art. 024-1232-G00

Oil dispensing nozzle

Composed by:

Handle with F 3/8" swivel joint

Rigid end 30°

Automatic drop valve Ø 14 mm



024-1232-E00

Art. 024-1232-E00

Oil dispensing nozzle

Composed by:

Handle with F 3/8" swivel joint

Flexible end

Manual drop valve Ø 12 mm

Art. 024-1233-A00

Oil digital dispensing nozzle

Composed by:

Oil digital flow meter (Art.024-1234-000)

Rubber protection

Handle with F 1/2" swivel joint

Flexible end 105°

Manual drop valve Ø 12 mm



024-1233-A00

Art. 024-1233-B00

Oil digital dispensing nozzle

Composed by:

Oil digital flow meter (Art.024-1234-000)

Rubber protection

Handle with F 1/2" swivel joint

Rigid end 45°

Manual drop valve Ø 12 mm



024-1233-B00

Art. 024-1233-C00

Oil digital dispensing nozzle

Composed by:

Oil digital flow meter (Art.024-1234-000)

Rubber protection

Handle with F 1/2" swivel joint

Flexible end 105°

Automatic drop valve Ø 14 mm



024-1233-C00

Art. 024-1233-D00

Oil digital dispensing nozzle

Composed by:

Oil digital flow meter (Art.024-1234-000)

Rubber protection

Handle with F 1/2" swivel joint

Rigid end 45°

Automatic drop valve Ø 14 mm



024-1233-D00

Art. 024-1234-000

Oil digital flow meter

It is equipped with two displays, one for partial measures (resettable) and one for total measures (not resettable) of the dispensed fluid



024-1234-000

Technical Data

024-1234-000

Inlet/outlet connection	F 1/2" BSP
Pressure min/max	0,35 - 70 bar
Flow min/max	1 - 30 l/min
Temperature	-10° + 50° C
Accuracy	+/- 0,5%
Lithium battery	2 x 1,5V AAA

FEATURES

- Easy calibration
- Double totalizer
- Electronic reset
- High precision
- Ergonomic grip
- Button to block the lever
- Low battery consumption
- Different units of measurements can be selected: litres, pints, quarts or gallons.
- Not approved for public usage



024-1243-A00

Art. 024-1243-A00

Recalibrating oil digital dispensing nozzle

Composed by:

Oil digital flow meter (Art.024-1246-000)

Rubber protection

Handle with F 1/2" swivel joint

Flexible end 105°

Manual drop valve Ø 12 mm



024-1243-B00

Art. 024-1243-B00

Recalibrating oil digital dispensing nozzle

Composed by:

Oil digital flow meter (Art.024-1246-000)

Rubber protection

Handle with F 1/2" swivel joint

Rigid end 45°

Manual drop valve Ø 12 mm



024-1243-C00

Art. 024-1243-C00

Recalibrating oil digital dispensing nozzle

Composed by:

Oil digital flow meter (Art.024-1246-000)

Rubber protection

Handle with F 1/2" swivel joint

Flexible end 105°

Automatic drop valve Ø 14 mm



024-1243-D00

Art. 024-1243-D00

Recalibrating oil digital dispensing nozzle

Composed by:

Oil digital flow meter (Art.024-1246-000)

Rubber protection

Handle with F 1/2" swivel joint

Rigid end 45°

Automatic drop valve Ø 14 mm



024-1246-000

Art. 024-1246-000

Recalibrating oil digital flow meter

It is equipped with two displays, one for partial measures (resettable) and one for total measures (not resettable) of the dispensed fluid

FEATURES

- Easy calibration
- Double totalizer
- Electronic reset
- High precision
- Ergonomic grip
- Button to block the lever
- Low battery consumption
- Different units of measurements can be selected: litres, pints, quarts or gallons.
- Not approved for public usage

Technical Data	024-1246-000
Inlet/outlet connection	F 1/2" BSP
Pressure min/max	0,35 - 100 bar
Flow min/max	1 - 35 l/min
Temperature	-10° + 50° C
Accuracy	+/- 0,5%
Lithium battery	1 x 3V CR123A

Art. 024-1241-E00

Oil digital dispensing nozzle MID approved

Composed by:

Oil digital flow meter (Art.024-1241-MID)

Rubber protection

Handle with F 1/2" swivel joint

Rigid end 30° 138 mm length

Automatic drop valve



024-1241-E00

Art. 024-1241-C00

Oil digital dispensing nozzle MID approved

Composed by:

Oil digital flow meter (Art.024-1241-MID)

Rubber protection

Handle with F 1/2" swivel joint

Flexible end 105°

Automatic drop valve Ø 14 mm



024-1241-C00

Art. 024-1242-DX0

Anti-freeze and windscreen liquid digital dispensing nozzle

MID approved - Composed by:

Oil digital flow meter (Art.024-1242-MID)

Rubber protection

Handle with F 1/2" swivel joint

Flexible end 45° stainless steel

Automatic drop valve Ø 13,5 mm



024-1242-DX0

Art. 024-1242-C00

Anti-freeze and windscreen liquid digital dispensing nozzle

MID approved - Composed by:

Oil digital flow meter (Art.024-1242-MID)

Rubber protection

Handle with F 1/2" swivel joint

Flexible end 105°

Automatic drop valve Ø 12 mm



024-1242-C00

Art. 024-1241-MID

Oil digital flow meter MID approved

It is equipped with two displays, one for partial measures (resettable) and one for total measures (not resettable) of the dispensed fluid



024-1241-MID

Art. 024-1242-MID

Oil digital flow meter MID approved

It is equipped with two displays, one for partial measures (resettable) and one for total measures (not resettable) of the dispensed fluid



024-1242-MID

Technical Data	024-1241-MID	024-1242-MID
Inlet/outlet connection	F 1/2" BSP	F 1/2" BSP
Pressure min/max	0,35 - 100 bar	0,35 - 100 bar
Flow min/max	1 - 10 l/min	1 - 10 l/min
Temperature	-10° + 50° C	-10° + 50° C
Accuracy	+/- 0,3%	+/- 0,3%
Lithium battery	1 x 3V CR123A	1 x 3V CR123A

FEATURES

All the digital meters are "OIML R117-1" pre-tested, calibrated and supplied with MID approval.

Internal data-logger (storage of 500 dispenses with date and time)

Pulse monitoring (detection of air pockets inside the pipe)

Electronic display with 3 decimal places

Tamper-proof due to the sealing of the measuring chamber

Different units of measurements can be selected: litres, pints, quarts or gallons.



024-1244-G00

Art. 024-1244-G00

High delivery oil dispensing nozzle

Flow rate 90 l/min max press. 100 bar

Composed by:

Aluminium handle with F 3/4" swivel joint

Button to block the lever

Flexible end M 3/4"

Semiautomatic drop valve Ø 35 mm



024-1244-H00

Art. 024-1244-H00

High delivery oil dispensing nozzle

Flow rate 90 l/min max press. 100 bar

Composed by:

Aluminium handle with F 3/4" swivel joint

Button to block the lever

Rigid end 30°

Semiautomatic drop valve Ø 35 mm



024-1245-G00

Art. 024-1245-G00

High delivery oil digital dispensing nozzle

Flow rate 60 l/min max press. 70 bar

Composed by:

Oil digital flow meter (Art.024-1245-005)

Rubber protection

Aluminium handle with F 3/4" swivel joint

Flexible end M 3/4"

Semiautomatic drop valve Ø 35 mm



024-1245-H00

Art. 024-1245-H00

High delivery oil digital dispensing nozzle

Flow rate 60 l/min max press. 70 bar

Composed by:

Oil digital flow meter (Art.024-1245-005)

Rubber protection

Aluminium handle with F 3/4" swivel joint

Rigid end 30°

Semiautomatic drop valve Ø 35 mm



024-1245-005

Art. 024-1245-005

High delivery oil digital flow meter

It is equipped with two displays, one for partial measures

(resettable) to 5 digits and one for total measures

(not resettable) to 8 digits of the dispensed fluid

FEATURES

- Easy calibration
- Double totalizer
- Electronic reset
- High precision
- Ergonomic grip
- Lever block is included
- Low battery consumption
- Different units of measurements can be selected: litres, pints, quarts or gallons.
- Not approved for public usage

Technical Data	024-1245-005
Inlet/outlet connection	F 3/4" BSP
Pressure min/max	0,35 - 70 bar
Flow min/max	6 - 60 l/min
Temperature	-10° + 50° C
Accuracy	+/- 0,5%
Lithium battery	2 x 1,5V AAA

OIL DISPENSING DIGITAL NOZZLES WITH PRESELECTION FOR OIL AND SIMILAR FLUIDS



Art. 024-1247-A00

Oil digital nozzle with PRESELECTION

Composed by:

Oil digital flow meter with preselection delivery

Handle with F 1/2" swivel joint

Flexible end 105°

Manual drop valve Ø 12 mm



024-1247-A00

Art. 024-1247-B00

Oil digital nozzle with PRESELECTION

Composed by:

Oil digital flow meter with preselection delivery

Handle with F 1/2" swivel joint

Rigid end 45°

Manual drop valve Ø 12 mm



024-1247-B00

Art. 024-1247-C00

Oil digital nozzle with PRESELECTION

Composed by:

Oil digital flow meter with preselection delivery

Handle with F 1/2" swivel joint

Flexible end 105°

Automatic drop valve Ø 14 mm



024-1247-C00

Art. 024-1247-D00

Oil digital nozzle with PRESELECTION

Composed by:

Oil digital flow meter with preselection delivery

Handle with F 1/2" swivel joint

Rigid end 45°

Automatic drop valve Ø 14 mm



024-1247-D00

Art. 024-1247-P00

Oil digital nozzle with PRESELECTION

Composed by:

Oil digital flow meter with preselection delivery

Handle with F 1/2" swivel joint

Jointed end

Automatic drop valve Ø 14 mm



024-1247-P00

Technical Data	024-1247-A/B/C/D00	024-1247-P00
Inlet/outlet connection	F 1/2" BSP	F 1/2" BSP
Pressure min/max	0,35 - 70 bar	0,35 - 70 bar
Flow min/max	1 - 35 l/min	1 - 30 l/min
Temperature	-5° + 50° C	-5° + 50° C
Accuracy	+/- 0,5%	+/- 0,5%
Lithium battery	4 x 1,5V AA	4 x 1,5V AA

Oil dispensing gun with PRESELECTION or manual delivery.

The user can calibrate it according to the different units of measurement (litres, gallons, pints).

It is provided calibrated in litres, but it can be easily calibrated by the user.



024-1249-A00

Art. 024-1249-A00

Oil mechanical nozzle - Composed by:
Oil mechanic flow meter (Art.024-1249-000)
Handle with F 1/2" swivel joint
Flexible end 105°
Manual drop valve Ø 12 mm

Art. 024-1249-AG0

Oil mechanical nozzle in gallons



024-1249-B00

Art. 024-1249-B00

Oil mechanical nozzle - Composed by:
Oil mechanic flow meter (Art.024-1249-000)
Handle with F 1/2" swivel joint
Rigid end 45°
Manual drop valve Ø 12 mm

Art. 024-1249-BG0

Oil mechanical nozzle in gallons



024-1249-C00

Art. 024-1249-C00

Oil mechanical nozzle - Composed by:
Oil mechanic flow meter (Art.024-1249-000)
Handle with F 1/2" swivel joint
Flexible end 105°
Automatic drop valve Ø 14 mm

Art. 024-1249-CG0

Oil mechanical nozzle in gallons



024-1249-D00

Art. 024-1249-D00

Oil mechanical nozzle - Composed by:
Oil mechanic flow meter (Art.024-1249-000)
Handle with F 1/2" swivel joint
Rigid end 45°
Automatic drop valve Ø 14 mm

Art. 024-1249-DG0

Oil mechanical nozzle in gallons



024-1249-000

Art. 024-1249-000

Oil mechanical flow meter
It is equipped 3 figures + 1 decimal.
Display 6 figures rekittable

Art. 024-1249-G00

Oil mechanical flow meter in gallons

Technical Data	024-1249-000	024-1249-G00
Inlet/outlet connection	F 1/2" BSP	F 1/2" BSP
Pressure min/max	0,35 - 70 bar	5 - 1000 Psi
Flow min/max	1 - 30 l/min	0,20 - 8 gal/min
Accuracy	+/- 0,1%	+/- 0,1%

FEATURES

- Calibration is not necessary
- Easy reset
- Partial and total totalizer
- Not-resettable total totalizer
- Batteries are not necessary
- Mechanical reset button
- Not approved for public usage

Art. 024-1232-H00

Water and anti-freeze liquid dispensing nozzle

Composed by:

Handle with F 3/8" swivel joint

Rigid end 30°



024-1232-H00

Art. 024-1237-000

Anti-freeze liquid dispensing nozzle

Composed by:

Handle with F 1/2" swivel joint

Flexible end 105°

Manual drop valve Ø 12 mm



024-1237-000

Art. 024-1237-V00

Windscreen liquid dispensing nozzle

Composed by:

Handle with F 1/2" swivel joint

Rigid end 30° stainless steel



024-1237-V00

Art. 024-1237-A00

Anti-freeze liquid digital dispensing nozzle

Composed by:

Digital flow meter (Art.024-1238-000)

Rubber protection

Handle with F 1/2" swivel joint

Flexible end 105°

Manual drop valve Ø 12 mm



024-1237-A00

Art. 024-1237-W00

Windscreen liquid digital dispensing nozzle

Composed by:

Digital flow meter (Art.024-1238-000)

Rubber protection

Handle with F 1/2" swivel joint

Rigid end 30° stainless steel



024-1237-W00

Art. 024-1238-000

Digital flow meter for anti-freeze and windscreen liquid

It is equipped with two displays, one for partial measures

(resetable) and one for total measures

(not resettable) of the dispensed fluid



024-1238-000

Technical Data	024-1238-000
Inlet/outlet connection	F 1/2" BSP
Pressure min/max	0,35 - 25 bar
Flow min/max	1 - 30 l/min
Temperature	-10° + 50° C
Accuracy	+/- 0,5%
Lithium battery	2 x 1,5V AAA

FEATURES

- Easy calibration
- Double totalizer
- Electronic reset
- High precision
- Ergonomic grip
- Button to block the lever
- Low battery consumption
- Different units of measurements can be selected: litres, pints, quarts or gallons.
- Not approved for public usage



024-1251-000

Art. 024-1251-000

High delivery oil digital flow meter

Flow rate 60 l/min

It is equipped with two displays: one for partial measures (resettable) to 5 digits and one for total measures (not resettable) to 8 digits of the dispensed fluid



092-5130-000

Art. 092-5130-000

Digital flow meter with gears MGE-110

min-max flow rate 5-110 l/min (lubricants)

6 digits totalizer (not resettable)

6 digits partial (resettable)

Allowed fluids: diesel, oil



092-5140-000

Art. 092-5140-000

Digital flow meter with gears MGE-250

min-max flow rate 10-250 l/min (lubricants)

6 digits totalizer (not resettable)

6 digits partial (resettable)

Allowed fluids: diesel, oil



092-5150-000

Art. 092-5150-000

Digital flow meter with gears MGE-400

min-max flow rate 15-400 l/min (lubricants)

6 digits totalizer (not resettable)

6 digits partial (resettable)

Allowed fluids: diesel, oil

Technical Data	024-1251-000	092-5130-000	092-5140-000	092-5150-000
Inlet/outlet connection	F 3/4"-1" BSP	F 1" BSP	F 1.1/2" BSP	F 2" BSP
Pressure min/max	1 - 70 bar	1 - 55 bar	1 - 50 bar	1 - 50 bar
Flow min/max	6 - 60 l/min	5 - 110 l/min	10 - 150 l/min	15 - 300 l/min
Temperature	-10° + 50° C	-10° + 50° C	-10° + 50° C	-10° + 50° C
Accuracy	+/- 0,5%	+/- 0,5%	+/- 0,5%	+/- 0,5%
Lithium battery	2 x 1,5V AAA	1 x 3V CR 2450N	1 x 3V CR 2450N	1 x 3V CR 2450N

The digital flow meters allow to show correctly the push-button delivery, equipped with two displays, one for partial measures resettable and one for total measures not resettable that underlines the dispensed fluid. Suitable for different type of oils, low, medium or high viscosity.

Art. 024-1255-A00

Flexible end 105° M 1/2" 256 mm lenght
Manual drop valve Ø 12 mm



024-1255-A00

Art. 024-1255-B00

Rigid end 45° M 1/2" 256 mm lenght
Manual drop valve Ø 12 mm



024-1255-B00

Art. 024-1255-C00

Flexible end 105° M 1/2" 256 mm lenght
Automatic drop valve Ø 14 mm



024-1255-C00

Art. 024-1255-D00

Rigid end 45° M 1/2" 256 mm lenght
Automatic drop valve Ø 14 mm



024-1255-D00

Art. 024-1255-DX0

Stainless steel rigid end 45° M 1/2" 210 mm lenght
Automatic drop valve Ø 13,5 mm



024-1255-DX0

Art. 024-1255-E00

Rigid end 30° M 1/2" 138 mm lenght
Automatic drop valve Ø 13,5 mm



024-1255-E00

Art. 024-1256-G00

High delivery flexible end M 3/4" 310 mm lenght
Semiautomatic drop valve Ø 35 mm



024-1256-G00

Art. 024-1256-H00

High delivery rigid end 30° M 3/4" 210 mm lenght
Semiautomatic drop valve Ø 35 mm



024-1256-H00

Art. 024-1257-000

Manual drop valve Ø 12 mm
with F 1/4" BSP



024-1257-000

Art. 024-1258-000

Automatic drop valve Ø 14 mm
with F 1/4" BSP inlet



024-1258-000

Art. 024-1258-G00

Semi-automatic high delivery drop valve Ø 35 mm
with F 3/4" BSP



024-1258-G00

Swivelling joints for oil nozzles

Article	Inlet	Outlet	Max pressure
024-1259-004	M 1/2" BSP	F 1/2" BSP	100
024-1259-005	M 3/4" BSP	F 3/4" BSP	100



024-1259-004



024-1785-000

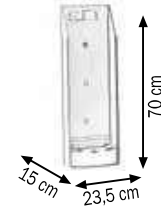
Art. 024-1785-000

Drop collection support for oil nozzle

Composed by:

Hook for stop oil nozzle

Removable drip tray



025-1260-000

Art. 025-1260-000

Threaded ring M 2" Ø 30 mm for pumps fastening

With locking wrench

It connects to either the original

drum or the fixing bracket (Art.025-1265-000)



025-1262-000

Art. 025-1262-000

Threaded ring M 2" Ø 42 mm for pumps fastening

With locking wrench

It connects to either the original

drum or the fixing bracket (Art.025-1265-000)



025-1264-000

Art. 025-1264-000

Threaded ring M 2" Ø 50 mm for pumps fastening

With locking wrench

It connects to either the original

drum or the fixing bracket (Art.025-1265-000)



025-1265-000

Art. 025-1265-000

Painted steel wall fixing bracket

Central ring nut F 2 "G

For wall fixing pump Mod.500-600-800



025-1265-010

Art. 025-1265-010

Painted steel wall fixing bracket

With anti-vibration rubber spacers

For wall fixing industrial pump flanged and break



025-1267-000

Art. 025-1267-000

IBC tank - fixing bracket

Central ring nut F 2 "G

for fixing pump-hose reel



025-1267-B00

Art. 025-1267-B00

IBC tank - fixing bracket kit

To collect drops on the tank (024-1785-000)

Art. 025-1270-094

Suction kit for wall-fixing pumps

Composed by:

Art.025-1268-094 Ø 42 mm suction tube 940 mm length

Art.025-1262-000 Threaded ring for pumps fastening M2" Ø 42 mm

Art.910-0600-020 Flex. hose Ø 25 2,0 m length

Art.B27-1132-035 N.2 stainless steel screw clamps 32-35 mm



025-1270-094

Art. 025-1270-125

Suction kit for wall-fixing pumps

Composed by:

Art.025-1268-125 Ø 42 mm suction tube 1250 mm length

Art.025-1262-000 Threaded ring for pumps fastening M2" Ø 42 mm

Art.910-0600-020 Flex. hose Ø 25 2,0 m length

Art.B27-1132-035 N.2 stainless steel screw clamps 32-35 mm

Art. 025-1271-094

STAINLESS STEEL suction kit for wall-fixing pumps

Composed by:

Art.025-1269-094 Ø 42 mm STAINLESS STEEL suction tube 940 mm l

Art.025-1262-000 Threaded ring for pumps fastening M 2" Ø 42 mm

Art.911-0600-020 Flex. blue hose Ø 25 2,0 m length

Art.B27-1132-035 N.2 stainless steel screw clamps 32-35 mm



025-1271-094

Art. 025-1271-125

STAINLESS STEEL suction kit for wall-fixing pumps

Composed by:

Art.025-1269-125 Ø 42 mm STAINLESS STEEL suction tube 1250 mm l

Art.025-1262-000 Threaded ring for pumps fastening M 2" Ø 42 mm

Art.911-0600-020 Flex. blue hose Ø 25 2,0 m length

Art.B27-1132-035 N.2 stainless steel screw clamps 32-35 mm

Art. 025-1285-094

Suction kit for wall-fixing industrial pumps

Composed by:

Art.025-1280-094 Ø 50 mm suction tube 940 mm length

Art.025-1264-000 Threaded ring for pumps fastening M2" Ø 50 mm

Art.906-0738-020 1SC 1.1/4" hose F1.1/2"- F90° 1.1/2" 2,0 m length



025-1285-094

Art. 025-1285-125

Suction kit for wall-fixing industrial pumps

Composed by:

Art.025-1280-125 Ø 50 mm suction tube 1250 mm length

Art.025-1264-000 Threaded ring for pumps fastening M2" Ø 50 mm

Art.906-0738-020 1SC 1.1/4" hose F1.1/2"- F90° 1.1/2" 2,0 m length



025-1272-000



025-1274-000

Art. 025-1272-000

Connection 1" G - M40X1,25

It connects the pump to the modular extensions

Art. 025-1274-000

Connection M 40X1,25

Allows the connection between the modular extensions

Art. 025-1275-025

Ø 42 mm 250 mm length extension

Thread F-F M 40X1,25

Art. 025-1275-050

Ø 42 mm 500 mm length extension

Thread F-F M 40X1,25

Art. 025-1275-092

Ø 42 mm 912 mm length extension

Thread F-F M 40X1,25

Art. 025-1275-122

Ø 42 mm 1212 mm length extension

Thread F-F M 40X1,25

Art. 025-1276-000

Oil shank end with filter Ø 42 mm

Thread M 40X1,25

025-1276-000

025-1275-025

025-1275-050

025-1275-092

025-1275-122



R18-1210-006



R18-1211-006

Brass 90° connection

Article	Inlet-Outlet	Max pressure	Metal	Weight
R18-1210-006	M1"- F1"	100 bar	Brass	0,150 kg
R18-1211-006	F1"- F1"	100 bar	Brass	0,170 kg



R18-1250-006



R18-1251-006

Stainless steel 90° connection

Article	Inlet-Outlet	Max pressure	Metal	Weight
R18-1250-006	M1"- F1"	100 bar	SS AISI 316	0,137 kg
R18-1251-006	F1"- F1"	100 bar	SS AISI 316	0,158 kg

Stainless steel connection fixed rubber hose

Article	Inlet	Ø hose	Metal	Weight
R18-0821-256	M1"	25 mm	SS AISI 316	0,137 kg



R18-0855-256



R18-0821-256

Connection fixed rubber hose

Article	Inlet	Ø hose	Metal	Weight
R18-0855-255	M3/4"	25 mm	Brass	0,084 kg
R18-0855-206	M1"	20 mm	Brass	0,095 kg
R18-0855-256	M1"	25 mm	Brass	0,126 kg



R18-0803-206



R18-0803-256

Galvanized steel connection fixed rubber hose

Article	Inlet	Ø hose	Metal	Weight
R18-0803-206	M1"	20 mm	Galvanized steel	0,095 kg
R18-0803-256	M1"	25 mm	Galvanized steel	0,105 kg

Y-shaped nickel-plated brass in-line filter

Article	Inlet-Outlet	Max pressure	Filter	Weight
R34-0002-004	F1/2"- F1/2"	100 bar	400 µm	0,160 kg
R34-0002-005	F3/4"- F3/4"	100 bar	400 µm	0,220 kg
R34-0002-006	F1"- F1"	100 bar	400 µm	0,330 kg



R34-0002-006

2-ways ball valves with full bore lever

Article	Inlet-Outlet	Max pressure	Max delivery	Weight
R30-0400-004	F1/2"-F1/2"	70 bar	80 l/min	0,20 kg
R30-0400-005	F3/4"-F3/4"	50 bar	120 l/min	0,31 kg
R30-0400-006	F1"-F1"	50 bar	160 l/min	0,43 kg



R30-0400-004

Control valve overpressure system

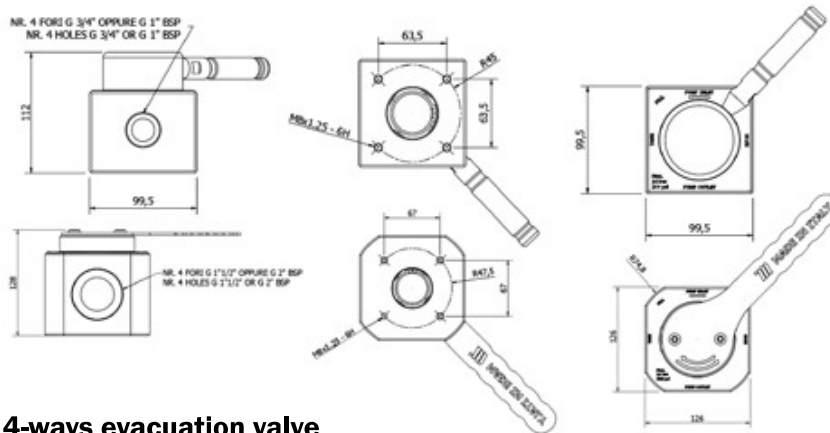
Article	Inlet-Outlet	Min-Max calibration	Max delivery	Weight
F96-0900-424	F1/2"-F1/2"	5-50 bar	80 l/min	0,50 kg
F96-0900-525	F3/4"-F3/4"	5-50 bar	120 l/min	0,80 kg
F96-0900-626	F1"-F1"	5-50 bar	150 l/min	2,76 kg



F96-0900-525

4-ways evacuation valve

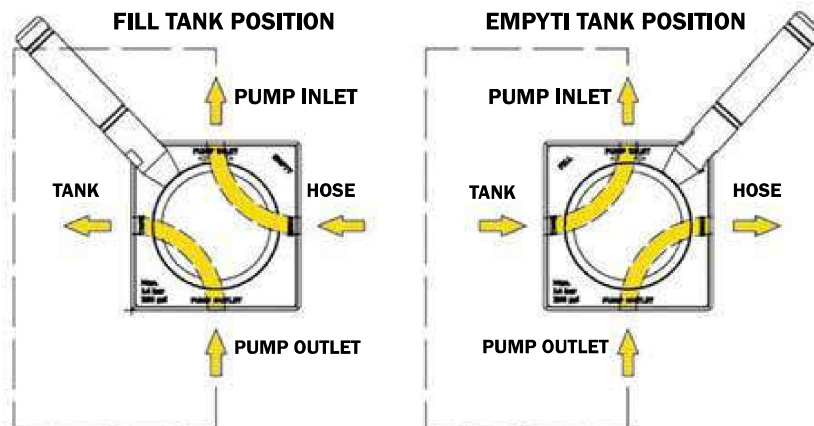
Article	Inlet-Outlet	Max pressure	Seals	Weight
F96-0800-006	F1"-F1"	14 bar-200 psi	viton®	3,900 kg



F96-0800-006

4-ways evacuation valve

Article	Inlet-Outlet	Max pressure	Seals	Weight
F96-0800-009	F2"-F2"	14 bar-200 psi	viton®	5,500 kg



F96-0800-009

4 ways evacuation valve with anodized steel body and connections F 3/4" - F 1" - F 1 1/2" - F 2" BSP. It is mainly used for the discharge and the suction of exhausted oils like hydraulic oil, gear oil, engine oil, etc.

BSP male - BSP male nipples



Article	Threaded
F96-0100-202	M1/4" BSP - M1/4" BSP
F96-0100-303	M3/8" BSP - M3/8" BSP
F96-0100-404	M1/2" BSP - M1/2" BSP
F96-0100-505	M3/4" BSP - M3/4" BSP
F96-0100-606	M1" BSP - M1" BSP
F96-0100-707	M1.1/4" BSP - M1.1/4" BSP
F96-0100-808	M1.1/2" BSP - M1.1/2" BSP
F96-0100-909	M2" BSP - M2" BSP

BSP male - NPTF male nipples



Article	Threaded
F96-0110-202	M1/4" BSP - M1/4" NPTF
F96-0110-303	M3/8" BSP - M3/8" NPTF
F96-0110-404	M1/2" BSP - M1/2" NPTF
F96-0110-505	M3/4" BSP - M3/4" NPTF
F96-0110-606	M1" BSP - M1" NPTF
F96-0110-707	M1.1/4" BSP - M1.1/4" NPTF
F96-0110-808	M1.1/2" BSP - M1.1/2" NPTF
F96-0110-909	M2" BSP - M2" NPTF

BSP male - BSP male reduced nipples



Article	Threaded
F96-0100-302	M3/8" BSP - M1/4" BSP
F96-0100-402	M1/2" BSP - M1/4" BSP
F96-0100-403	M1/2" BSP - M3/8" BSP
F96-0100-504	M3/4" BSP - M1/2" BSP
F96-0100-604	M1" BSP - M1/2" BSP
F96-0100-605	M1" BSP - M3/4" BSP
F96-0100-806	M1.1/2" BSP - M1" BSP
F96-0100-807	M1.1/2" BSP - M1.1/4" BSP
F96-0100-907	M2" BSP - M1.1/4" BSP
F96-0100-908	M2" BSP - M1.1/2" BSP

BSP male - NPTF male reduced nipples



Article	Threaded
F96-0110-204	M1/4" BSP - M1/2" NPTF
F96-0110-302	M3/8" BSP - M1/4" NPTF
F96-0110-304	M3/8" BSP - M1/2" NPTF
F96-0110-305	M3/8" BSP - M3/4" NPTF
F96-0110-403	M1/2" BSP - M3/8" NPTF
F96-0110-405	M1/2" BSP - M3/4" NPTF
F96-0110-504	M3/4" BSP - M1/2" NPTF
F96-0110-604	M1" BSP - M1/2" NPTF
F96-0110-605	M1" BSP - M3/4" NPTF
F96-0110-806	M1.1/2" BSP - M1" NPTF
F96-0110-807	M1.1/2" BSP - M1.1/4" NPTF
F96-0110-907	M2" BSP - M1.1/4" NPTF
F96-0110-908	M2" BSP - M1.1/2" NPTF

BSP male - BSP female extension



Article	Threaded
F96-0210-404	M1/2" BSP - F1/2" BSP
F96-0210-505	M3/4" BSP - F3/4" BSP

NPTF male - BSP female extension



Article	Threaded
F96-0212-404	M1/2" NPTF - F1/2" BSP
F96-0212-505	M3/4" NPTF - F3/4" BSP

BSP male - BSP female reduced extension



Article	Threaded
F96-0210-203	M1/4" BSP - F3/8" BSP
F96-0210-304	M3/8" BSP - F1/2" BSP
F96-0210-305	M3/8" BSP - F3/4" BSP
F96-0210-405	M1/2" BSP - F3/4" BSP
F96-0210-506	M3/4" BSP - F1" BSP

NPTF male - BSP female reduced extension



Article	Threaded
F96-0212-304	M3/8" NPTF - F1/2" BSP
F96-0212-305	M3/8" NPTF - F3/4" BSP
F96-0212-405	M1/2" NPTF - F3/4" BSP
F96-0212-506	M3/4" NPTF - F1" BSP

BSP male - BSP female plug reductions



Article	Threaded
F96-0300-201	M1/4" BSP - F1/8" BSP
F96-0300-302	M3/8" BSP - F1/4" BSP
F96-0300-403	M1/2" BSP - F3/8" BSP
F96-0300-504	M3/4" BSP - F1/2" BSP
F96-0300-604	M1" BSP - F1/2" BSP
F96-0300-605	M1" BSP - F3/4" BSP
F96-0300-908	M2" BSP - F1.1/2" BSP

NPTF male - BSP female plug reductions



Article	Threaded
F96-0302-403	M1/2" NPTF - F3/8" BSP
F96-0302-504	M3/4" NPTF - F1/2" BSP
F96-0302-605	M1" NPTF - F3/4" BSP

Quick disconnect coupling female

Article	Inlet	Pressure	Delivery	Iso
F96-0500-004	F 1/2"	250 bar	41 l/min	7241-A
F96-0500-005	F 3/4"	250 bar	81 l/min	7241-A
F96-0500-006	F 1"	230 bar	140 l/min	7241-A



F96-0500-004

Quick disconnect coupling male

Article	Inlet	Pressure	Delivery	Iso
F96-0502-004	F 1/2"	250 bar	41 l/min	7241-A
F96-0502-005	F 3/4"	250 bar	81 l/min	7241-A
F96-0502-006	F 1"	230 bar	140 l/min	7241-A



F96-0502-004

Art. 025-1280-004

Flow control compensator F 1/2"

It eliminates pressure changes ensuring a smooth flow

Composed by:

One-way check valve

Suitable for ratio pumps **R=1:1 - 3:1 - 5:1**

Max pressure 80 bar



025-1280-004

Art. 910-0600-020

Flexible hose 1" Ø 25 mm 2 m length

In black rubber spiral carbur 10 bar sleeve

For wall-fixing pumps



910-0600-020

Art. 911-0600-020

Flexible hose 1" Ø 25 mm 2 m length

In blue rubber spiral 10 bar sleeve

For wall-fixing pumps with STAINLESS STEEL shank



911-0600-020

Art. 906-0738-020

Flexible hose 1SC 1.1/4" F1.1/2" F 90° 1.1/2" 2,0 m length

In black rubber 88 bar Ø 41 connected

For wall-fixing pumps



906-0738-020

Connection flexible hoses

Article	Characteristics				Pressure	Burst	Length
906-0424-015	1SC	1/2"	F	- F	W.P.160 bar	640 bar	1,5 m
906-0424-020	1SC	1/2"	F	- F	W.P.160 bar	640 bar	2,0 m
906-0404-030	1SC	1/2"	M	- F	W.P.160 bar	640 bar	3,0 m
906-0404-040	1SC	1/2"	M	- F	W.P.160 bar	640 bar	4,0 m
906-0404-050	1SC	1/2"	M	- F	W.P.160 bar	640 bar	5,0 m
906-0404-060	1SC	1/2"	M	- F	W.P.160 bar	640 bar	6,0 m
906-0404-075	1SC	1/2"	M	- F	W.P.160 bar	640 bar	7,5 m
906-0404-080	1SC	1/2"	M	- F	W.P.160 bar	640 bar	8,0 m
906-0404-100	1SC	1/2"	M	- F	W.P.160 bar	640 bar	10,0 m
906-0525-010	1SC	3/4"	F	- F	W.P.105 bar	420 bar	1,0 m
906-0525-015	1SC	3/4"	F	- F	W.P.105 bar	420 bar	1,5 m
906-0525-020	1SC	3/4"	F	- F	W.P.105 bar	420 bar	2,0 m
906-0505-030	1SC	3/4"	M	- F	W.P.105 bar	420 bar	3,0 m
906-0505-040	1SC	3/4"	M	- F	W.P.105 bar	420 bar	4,0 m
906-0505-050	1SC	3/4"	M	- F	W.P.105 bar	420 bar	5,0 m
906-0626-010	1SC	1"	F	- F	W.P.88 bar	352 bar	1,0 m
906-0626-020	1SC	1"	F	- F	W.P.88 bar	352 bar	2,0 m
906-0606-030	1SC	1"	M	- F	W.P.88 bar	352 bar	3,0 m



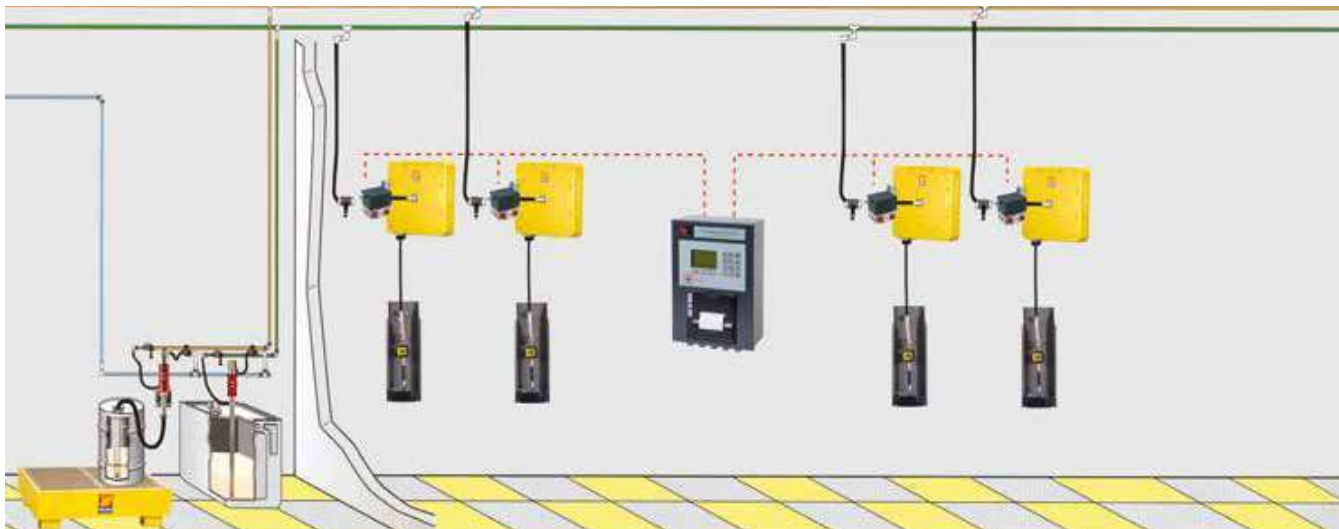
The FMS Compact is a compact and easy to use fluid management system for up to 4 dispense points (tank management). The system is equipped with an integral printer, alphanumeric keypad and internal large graphic display.

Due to its intelligent control, the system only allows operations by entering a personal code (up to 99 authorized operators). It prints a ticket after each transaction and stores up to 1600 transactions in its memory for eventual download to a PC computer. All the inputs and outputs of the system are wired by means of terminal clamps located inside the enclosure ensuring an easy "plug & play" installation without the need of opening the housing. The rugged steel housing and high quality plug connectors guarantee reliable operations in harsh conditions. Customised version with firmware adaption, LCR pulse scalars or internal pulse isolators are available upon request.

The FMS Compact can be used as a batch control and tank management system. It can be combined and managed with many mechanical and electronic flow meters via the pulse output/input offering a broad range of applications – from the management of mineral oils and similar fluids.



CENTRALIZED FLUIDS MANAGING SYSTEMS FOR 4 DISPENSING POINTS "FMS Compact"



Art. 026-1950-000

FMS Compact control unit

To manage fluids up to 4 dispensing points with 4 different products

Integrated printer for receipts

Alphanumeric keypad

RS 232 serial port for PC or printers

Connection for barcode reader is available

Protection class IP 42



026-1950-000

Brass solenoid valve 24V DC 8W

for oil and similar fluids

Article	Inlet-Outlet	Flow max	Pressure min-max	Viscosity max
026-1960-004	F 1/2"	60 l/min	0.15 - 25 bar	25 cST



026-1960-004

Stainless steel AISI 316L solenoid valve 24V DC 8W

for anti-freeze and windscreen

Article	Inlet-Outlet	Flow max	Pressure min-max	Viscosity max
026-1965-004	F 1/2"	60 l/min	0.15 - 25 bar	25 cST



026-1965-004

Pulse transmitters

for oil and similar fluids

Article	Inlet-Outlet	Flow min-max	Pressure min-max	Pulses/liter
026-1970-004	F 1/2"	1-35 l/min	0.35 - 100 bar	100



026-1970-004

Pulse transmitters

for anti-freeze and windscreen

Article	Inlet-Outlet	Flow min-max	Pressure min-max	Pulses/liter
026-1975-004	F 1/2"	1-35 l/min	0.35 - 100 bar	100



026-1975-004

Article	Inlet-Outlet	Flow min-max	Pressure min-max	Temperature	Accuracy	Pulses/liter
026-1970-004	F 1/2" BSP	1 - 35 l/min	0.35 - 100 bar	-10° + 50° C	+/- 0,5%	100
026-1975-004	F 1/2" BSP	1 - 35 l/min	0.35 - 100 bar	-10° + 60° C	+/- 0,5%	100

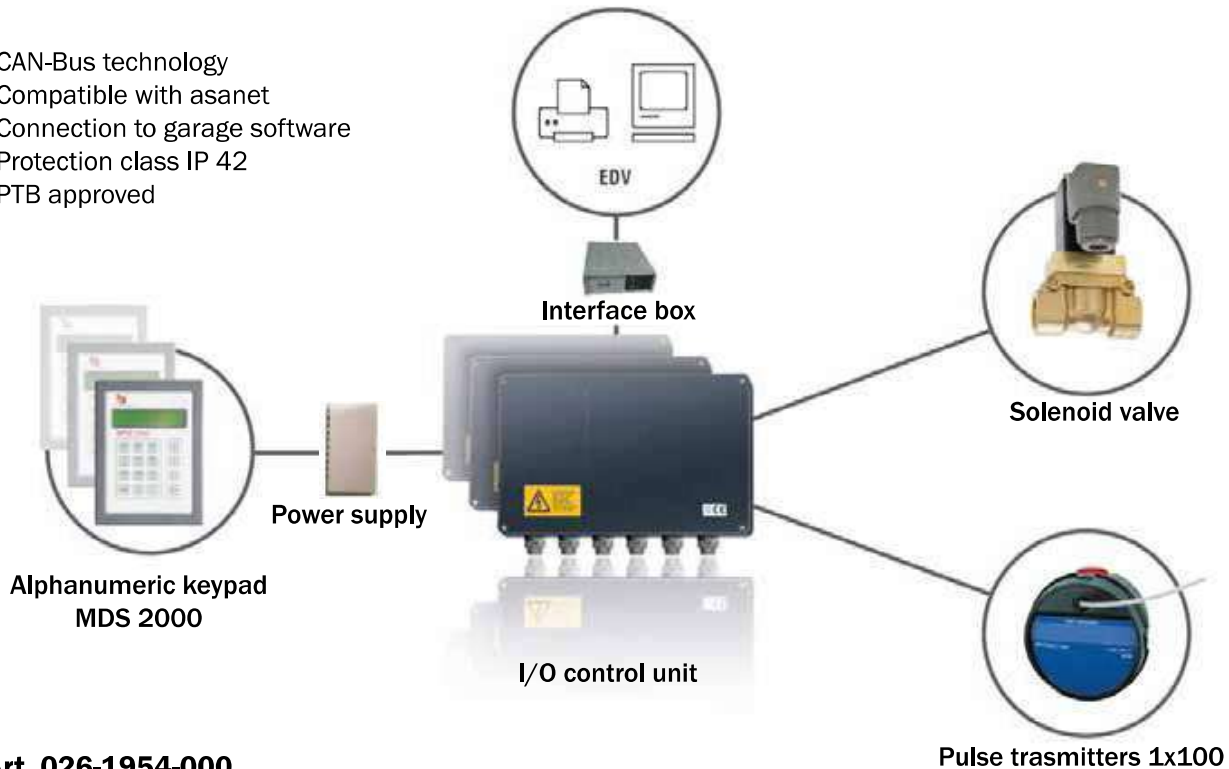
The oil management system MDS 2000 has been designed to control and manage lubricants to achieve product accountability and profit centre protection. The system is especially designed to be installed in small or large garages, car pools, forwarders and industry.

The entry level consists of one alphanumeric access keypad, network linked to one I/O control unit, controlling up to 8 dispensing points each of which with the same fluid/grade.

Transaction data is retrieved on a standard serial printer. The system upgrades easily to control up to 64 dispensing points, all working simultaneously with multi-access keypads.

Transaction tickets printers can be connected on each keypad to hold the mechanic accountable and/or to print the data at different workshop departments. The data can be archived, restored and exported to the main workshop computer. The system can communicate with any workshop host computer by means of a free programmable RS 232 interface.

- CAN-Bus technology
- Compatible with asanet
- Connection to garage software
- Protection class IP 42
- PTB approved



Art. 026-1954-000

Alphanumeric keypad MDS 2000

Designed to control and monitoring oils and other fluids enabling a dispense with a +/- 0.5% tolerance. It is possible to serially connect 8 control units to manage up to 64 dispensing points.



026-1954-000

Art. 026-1955-000

I/O power supply I/O for MDS 2000

Inlet : 230 VAC, 6.3A, 360 VA
Output: power supply I/O 1-2



026-1955-000

Art. 026-1956-000

Box -7 interface for MDS 2000
with RS 232 CAN-BUS connection

Art. 026-1958-000

I/O control unit

It is the core of the MDS system and it manages all the operations.



026-1958-000

Brass solenoid valve 24V DC 8W
for oil and similar fluids

Article	Inlet-Outlet	Flow max	Pressure min-max	Viscosity max
026-1960-004	F 1/2"	60 l/min	0.15 - 25 bar	25 cST
026-1960-005	F 3/4"	90 l/min	0.15 - 25 bar	25 cST



026-1960-004

Stainless steel AISI 316L solenoid valve 24V DC 8W
for anti-freeze and windscreen

Article	Inlet-Outlet	Flow max	Pressure min-max	Viscosity max
026-1965-004	F 1/2"	60 l/min	0.15 - 25 bar	25 cST
026-1965-005	F 3/4"	90 l/min	0.15 - 25 bar	25 cST



026-1965-004

Pulse trasmitters
for oil and similar fluids

Article	Inlet-Outlet	Flow min-max	Pressure min-max	Pulses/liter
026-1970-004	F 1/2"	1-35 l/min	0.35 - 100 bar	100
026-1970-005	F 3/4"	3-60 l/min	0.35 - 100 bar	66,75



026-1970-004

Pulse trasmitters
for anti-freeze and windscreen

Article	Inlet-Outlet	Flow min-max	Pressure min-max	Pulses/liter
026-1975-004	F 1/2"	1-35 l/min	0.35 - 100 bar	100
026-1975-005	F 3/4"	3-60 l/min	0.35 - 100 bar	66,75



026-1975-004

Pulse trasmitters “MID approved”
for oil and similar fluids



Article	Inlet-Outlet	Flow min-max	Pressure min-max	Pulses/liter
026-1971-MID	F 1/2"	1-35 l/min	0.35 - 100 bar	100



026-1971-MID

Pulse trasmitters “MID approved”
for anti-freeze



Article	Inlet-Outlet	Flow min-max	Pressure min-max	Pulses/liter
026-1976-MID	F 1/2"	1-35 l/min	0.35 - 100 bar	100



026-1976-MID

Article	Inlet-Outlet	Fluids	Flow min-max	Pressure	Temperature	Accuracy	Pulses/liter
026-1970-004	F 1/2" BSP	oil	1 - 35 l/min	0.35 - 100 bar	-10° + 50° C	+/- 0,5%	100
026-1970-005	F 3/4" BSP	oil	3 - 60 l/min	0.35 - 100 bar	-10° + 60° C	+/- 0,75%	66,75
026-1975-004	F 1/2" BSP	anti-freeze windscreen	1 - 35 l/min	0.35 - 100 bar	-10° + 50° C	+/- 0,5%	100
026-1975-005	F 3/4" BSP	anti-freeze windscreen	3 - 60 l/min	0.35 - 100 bar	-10° + 60° C	+/- 0,75%	66,75
026-1971-MID	F 1/2" BSP	oil	1 - 10 l/min	0.35 - 100 bar	-10° + 50° C	+/- 0,3%	100
026-1976-MID	F 1/2" BSP	anti-freeze	1 - 10 l/min	0.35 - 100 bar	-10° + 50° C	+/- 0,3%	100

FLUID MANAGEMENT SYSTEMS

Oil management systems that dispense volumes of fluids in automotive workshops require highly accurate flow meters and pulse transmitters, trouble-free and secured manipulation in remote transmission equipment in addition to durable data memory that is able to retrieve dispense data, quantities and oil products at any time. The radio frequency based systems with MID approval offer the advantage of a wireless communication between the dispensing terminal and meter.

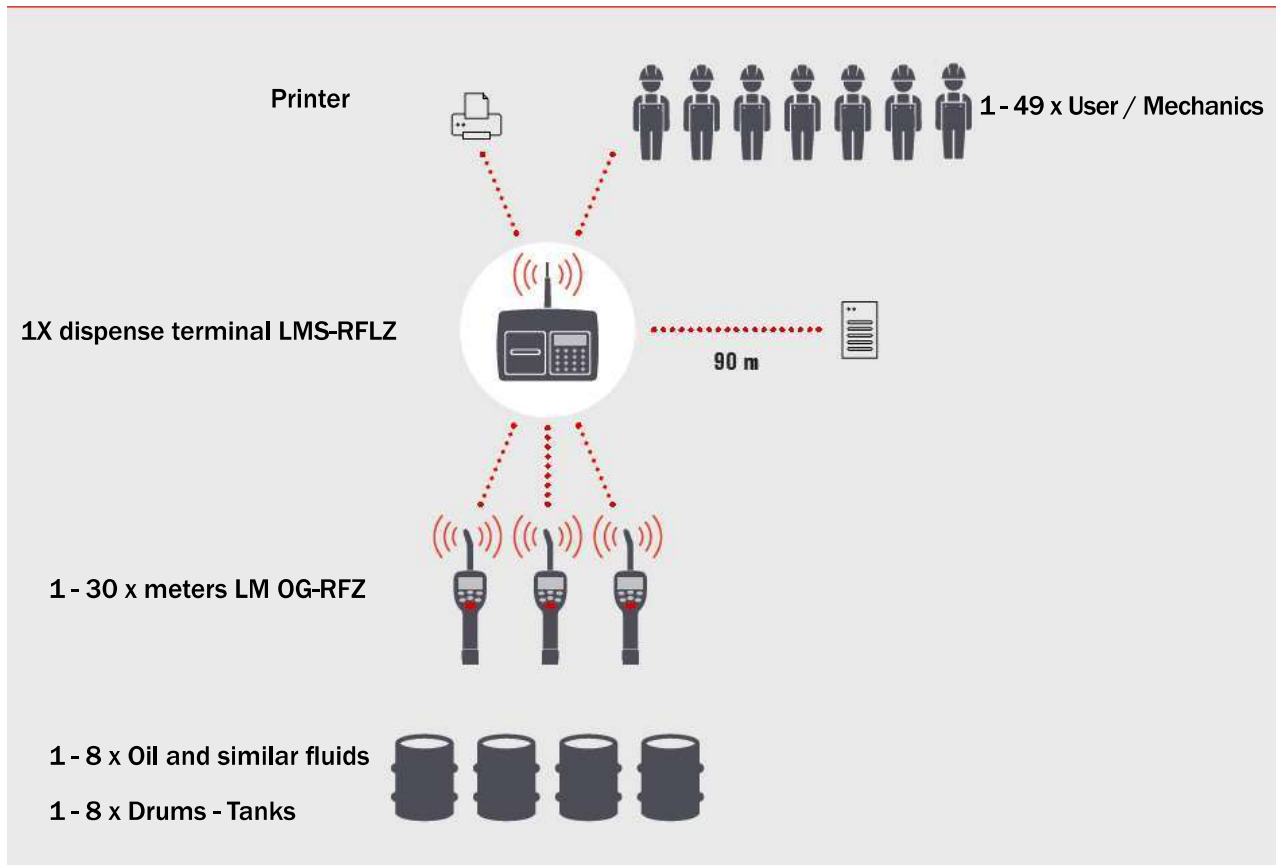
LMS-RFZ SYSTEM

WIRELESS OIL MANAGEMENT SYSTEMS WITH ZigBee® TECHNOLOGY

The LMS-RFZ oil management system offers wireless communication between all terminals and meters using the ZigBee® radio technology.

All terminals are creating a dynamic meshed radio network in the workshop which optimizes the radio coverage and also enables the bridging of long distances. Mobile trolleys can be easily connected. The system can be connected to a local Dealer Management System (DMS) by using a free programmable HOST Interface.

LMS-RFZ BASIC SYSTEM (2.5 GHz)



- **BASIC system**

- Up to 49 possible users/mechanics

- Integration of barcode scanners possible.

- Quick installation, no cutting into existing pipes
- ZigBee® technology 2,4 GHz
- Encrypted RF communication
- Easy upgrades

“BASIC” WIRELESS FLUIDS MANAGING SYSTEM WITH ZigBee TECHNOLOGY RADIOFREQUENCY NETWORK



Art. 026-2010-000

Wireless Terminal Dispense-Basic LMS-RFLZ

Composed by:
12 buttons keypad
LCD display
Integrated printer



026-2010-000

Art. 026-2015-A00

LM OG-RFZ radiofrequency digital meter

For oil and similar fluids, Composed by:
Digital flow meter with preselection
Handle with swivelling joint F 1/2" BSP
Flexible end 105° Manual drop valve Ø 12 mm



026-2015-A00

Art. 026-2015-C00

LM OG-RFZ radiofrequency digital meter

For oil and similar fluids, Composed by:
Digital flow meter with preselection
Handle with swivelling joint F 1/2" BSP
Flexible end 105° Automatic drop valve Ø 14 mm



026-2015-C00

Art. 026-2015-D00

LM OG-RFZ radiofrequency digital meter

For oil and similar fluids, Composed by:
Digital flow meter with preselection
Handle with swivelling joint F 1/2" BSP
Rigid end 45° Automatic drop valve Ø 14 mm



026-2015-D00

Art. 026-2015-DX0

LM OG-RFZ radiofrequency digital meter

For anti-freeze and windscreen, Composed by:
Digital flow meter with preselection
Handle with swivelling joint F 1/2" BSP
Rigid end 45° stainless steel, automatic anti-drop valve Ø 13,5mm



026-2015-DX0

Article	Inlet-Outlet	Fluids	Flow min max	Pressure min-max	Temperature	Accuracy	Battery powered
026-2015-A00	F 1/2" BSP	oil	1 - 30 l/min	0.35 - 70 bar	-5° + 50° C	+/- 0,5%	4 x 1,5V AA
026-2015-C00	F 1/2" BSP	oil	1 - 30 l/min	0.35 - 70 bar	-5° + 50° C	+/- 0,5%	4 x 1,5V AA
026-2015-D00	F 1/2" BSP	oil	1 - 30 l/min	0.35 - 70 bar	-5° + 50° C	+/- 0,5%	4 x 1,5V AA
026-2015-DX0	F 1/2" BSP	anti-freeze windscreen	1 - 30 l/min	0.35 - 70 bar	-5° + 50° C	+/- 0,5%	4 x 1,5V AA

BASIC SYSTEM

The RF oil management system is designed to control and monitor the consumption and inventory balances of automotive fluid products with minimal installation and programming costs. The system is using RF communication between the keypad and the meter. The wall mounted keypad module consists of a 12-button keypad, LCD display and integral ticket printer. The system can control up to 30 meters and track 8 different fluids and tanks, sending and receiving data typically up to 90m (300 feet) in a service facility installation. A unique, patented feature of the control system is that the trigger of the dispensing meter is locked until authorization from the keypad is received. After the dispense is completed, the user can top off the dispense and the actual amount used is sent back to the keypad. The meter then returns to the locked status. Additionally, the meter can be installed on portable dolly systems offering control and monitoring of often high-cost lubrication products.



“HIGH END” WIRELESS FLUIDS MANAGING SYSTEM WITH ZigBee® TECHNOLOGY RADIOFREQUENCY NETWORK

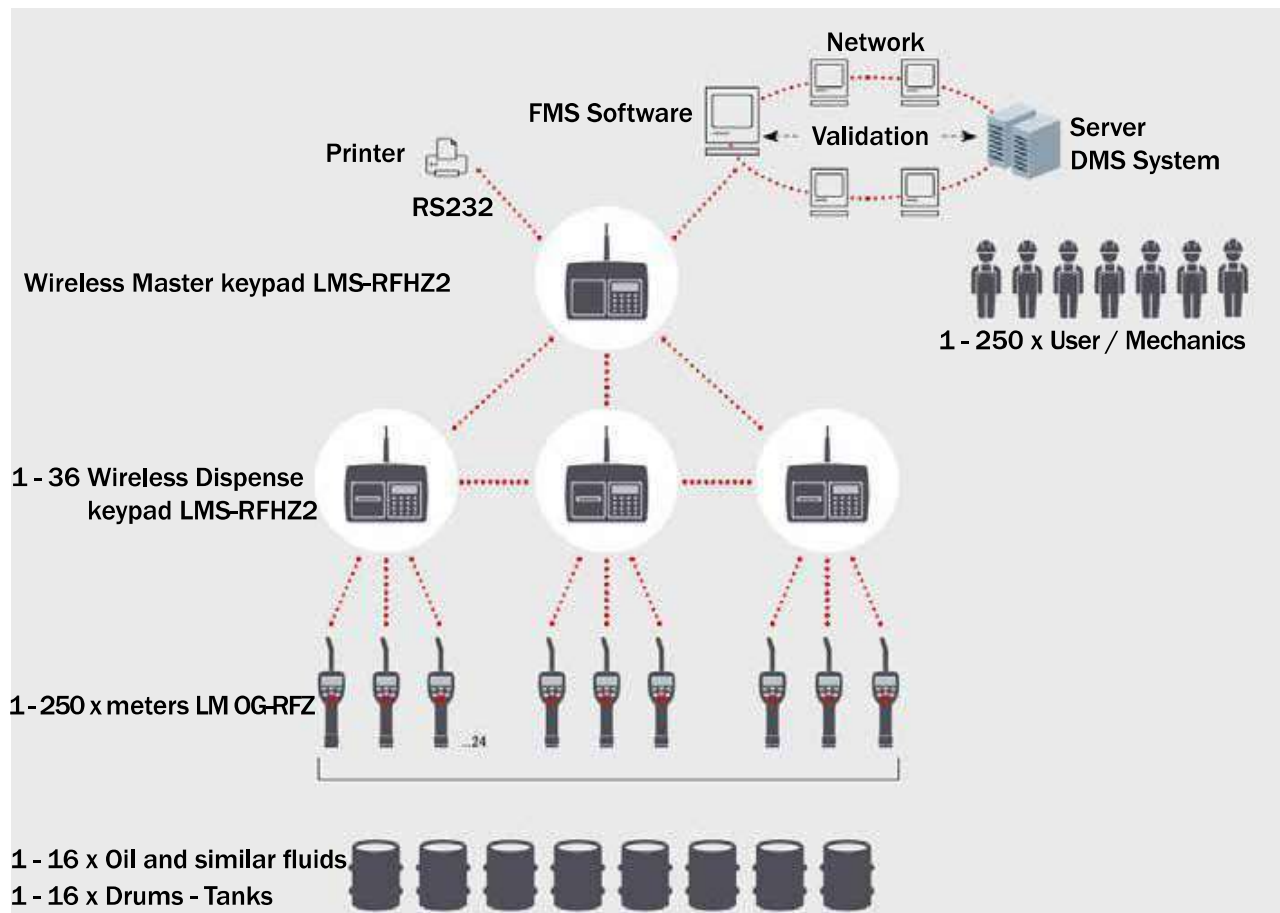
HIGH END SYSTEM

The HIGH END system hardware consists of one master keypad and at least one dispense keypad as well as at least one radio frequency (RF) electronic prekit meter. The master keypad handles serial communication between the PC or a host server (ERP system) and RF communication to the dispense keypads in the system. The system verifies the operator's pin number and validates the work order number, fluid quantities and the valid hose/meter.

The master keypad can communicate with up to 36 dispense keypads that can be positioned to support the workflow of the facility the best way. Each dispense keypad can control up to 24 meters, for a total of 250 meters. The system supports up to 16 tanks and 16 fluids as a part of the system configuration. The system supports 250 unique operator IDs and pin numbers. The system uses direct sequence spread spectrum RF technology to prevent communication problems with other equipment in the facility. The RF system will look for a clear channel for transmission to insure that there is reliable communications at all times.

Communication distances are typically up to 100 meters, but can go up to 300 meters with unobstructed line-of-sight. A remote antenna is available for situations where multiple buildings are involved in the installation.

HIGH END System



- Up to 250 possible users/mechanics
- It is possible the connection to the interfaces for the garage equipment (ASA-Network, Autoline, Vaudis, Alphaplus, Cross and many more)
- Integration of barcode scanners possible
- Quick installation, no cutting into existing pipes
- ZigBee® technology 2,4 GHz
- Encrypted RF communication
- Easy upgrades
- Includes PC software package (High End System)

Art. 026-2012-000

Wireless Master keypad LMS-RFHZ2

Composed by:
Keypad with 12 buttons
LCD display
Integrated printer
RS232 connection to printer
RS232 connection to local ERP or DMS System
FMS software for administration and data collection



026-2012-000

Art. 026-2013-000

Wireless Dispense keypad LMS-RFHZ2

Composed by:
Keypad with 12 buttons
LCD display

Art. 026-2014-000

Wireless Dispense keypad LMS-RFHZ2-PRT
Like 026-2013-000 but with integrated printer
Integrated printer



026-2013-000

Art. 026-2015-C00

Radiofrequency digital meter LM OG-RFZ

For oil and similar, Composed by:
Digital flow meter with preselection
Handle with swivelling joint F 1/2" BSP
Flexible end 105° automatic anti-drop valve Ø 12mm

Art. 026-2015-A00

Radiofrequency digital meter LM OG-RFZ
Composed like Art.026-2015-C00 but with:
Flexible end 105° manual drop valve Ø 14mm



026-2015-C00

Art. 026-2015-D00

Radiofrequency digital meter LM OG-RFZ

For oil and similar, Composed by:
Digital flow meter with preselection
Handle with swivelling joint F 1/2" BSP
Rigid end 45° automatic anti-drop valve Ø 14mm



026-2015-D00

Art. 026-2015-DX0

Radiofrequency digital meter LM OG-RFZ

For anti-freeze and windscreen, Composed by:
Digital flow meter with preselection
Handle with swivelling joint F 1/2" BSP
Rigid end 45° stainless steel, automatic anti-drop valve Ø 13,5mm



026-2015-DX0

Article	Inlet-Outlet	Fluids	Flow min max	Pressure min-max	Temperature	Accuracy	Battery powered
026-2015-A00	F 1/2" BSP	oil	1 - 30 l/min	0,35 - 70 bar	-5° + 50° C	+/- 0,5%	4 x 1,5V AA
026-2015-C00	F 1/2" BSP	oil	1 - 30 l/min	0,35 - 70 bar	-5° + 50° C	+/- 0,5%	4 x 1,5V AA
026-2015-D00	F 1/2" BSP	oil	1 - 30 l/min	0,35 - 70 bar	-5° + 50° C	+/- 0,5%	4 x 1,5V AA
026-2015-DX0	F 1/2" BSP	anti-freeze windscreen	1 - 30 l/min	0,35 - 70 bar	-5° + 50° C	+/- 0,5%	4 x 1,5V AA



026-2040-000

Art. 026-2040-000

DMS software interface

Interface for management system



026-2030-004

Art. 026-2030-004

TANK SURVEILLANCE SmartBox 4 LAN

The fluid management system can be connected to a LAN based tank surveillance system SmartBox® 4 LAN.

It can be used for remote monitoring of the level in unpressurized tanks containing liquids. In addition to recording the tank content and remote data transfer, other functions can be implemented by system enhancements. It has a 2-line LCD display, four measuring inputs to connect the probes, a fault message input and an integrated network connection for remote data transmission.

- Four probes can be attached to one SmartBox® LAN PRO
- Additional units can be added to cover 16 tanks
- Additional administration software available
- The FMS software can send a tank level warning by e-mail to various recipients
- The level in movable trollies can still be calculated by consumption



026-2035-000

Art. 026-2035-000

Detection sensor for SmartBox 4 LAN

To control the liquids' level in the tanks

Art. 026-1900-000

Electronic level indicator MEC 200 for drums 180-208 l

Unit of measurement: litres


Don't use the device with flammable liquids

Art. 026-1900-G00

Electronic level indicator MEC 200 for drums 48-55 gal

Unit of measurement: gallons

Don't use the device with flammable liquids



DESCRIPTION

MEC 200 is an ultrasound electronic device that detects the distance with a liquid or a solid, converting it into volume through an algorithm. With the calibration level kit up by the manufacturer, MEC 200 calculates the level of the liquid inside the 180/208 l drums.

MODE OF OPERATION

SWITCHING ON/OFF

Press the button on the display for more than 3 seconds to switch the device on and off. If you are switching it on, "On" will appear on the display; if you are switching it off, "Off" will appear on the display.

AUTOMATIC MEASUREMENT

Once you switch it on, it will measure the level every 20 minutes, without showing anything.

When it starts flashing with "ALL. 20 L.", it is informing the operator that the level of stock available in the drum is between 20 and 10 l. When this happens, the device keeps showing the alarm status until the button on/off is pressed, thereafter at every press of the button a single measurement will be displayed.

When it starts flashing with "ALL. 10 L.", it is informing the operator that the level of stock available in the drum is between 10 and 0 l. When this happens, the device will keep showing the alarm status until it will be switched off and/or the empty drum will be replaced by a new one.

IMMEDIATE MEASUREMENT

If by pressing the on/off button you will see "FULL", it means that the drum contains more than 145 l. If the level is between 145 l and 20 l, by pressing the button you will see the actual litres contained in the drum. If the level is below 20 l the operator will see the different warnings seen in the previous paragraph.

LOW BATTERY

When the batteries of the device are low, the device warns the operator. It is displayed with 4 points flashing every 5 seconds. In this status MEC 200 does not provide any measurement, you must switch the device off and change the batteries (2X1,5V AAA).

WARNINGS

- Do not use the device on drums containing flammable liquids or releasing explosive gases;
- Do not put the device into direct contact with the contents of the drum;
- Do not use the device on drums placed on a slopping area;
- Do not move the drum when the device is installed.



027-1305-000

Art. 027-1305-000

24 I pneumatic oil dispenser

Composed by:

Tank capacity 24 I (with level indicator)

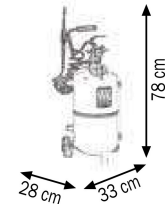
Delivery hose Ø 12 mm spring PU hose 3 m length (027-1303-030)

Oil dispensing nozzle (024-1232-E00)

With flexible end manual drop valve Ø 12 mm

Funnel to fill the tank

			
027-1305-000	11,700	0,074	1



027-1307-000

Art. 027-1307-000

24 I pneumatic oil dispenser stainless steel

Composed by:

Tank capacity 24 I (with level indicator)

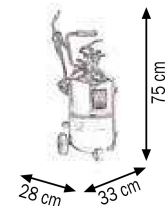
Delivery hose Ø 12 mm spring PU hose 3 m length (027-1303-030)

Oil dispensing nozzle (024-1232-E00)

With flexible end manual drop valve Ø 12 mm

Funnel to fill the tank

			
027-1307-000	10,400	0,074	1



027-1310-000

Art. 027-1310-000

50 I pneumatic oil dispenser

Composed by:

Tank capacity 50 I (with level indicator)

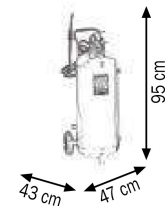
Delivery hose Ø 12 mm spring PU hose 3 m length (027-1303-030)

Oil dispensing nozzle (024-1232-E00)

With flexible end manual drop valve Ø 12 mm

Funnel to fill the tank

			
027-1310-000	23,100	0,152	1



They are advised for the filling and maintenance of oil. The tank has to be filled for 4/5 of its capacity and when air is put inside at 6-8 bar it works automatically without any continuous connection to compressed air.

Art. 027-1306-000

24 l pneumatic oil dispenser

Composed by:

Tank capacity 24 l (with level indicator)

Delivery hose Ø 12 mm spring PU hose 3 m length (027-1303-030)

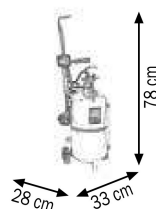
Oil digital nozzle (Art.024-1233-A00)

With flexible end manual drop valve Ø 12 mm

Funnel to fill the tank



027-1306-000 12,900 0,074 1



027-1306-000

Art. 027-1308-000

24 l pneumatic oil dispenser stainless steel

Composed by:

Tank capacity 24 l (with level indicator)

Delivery hose Ø 12 mm spring PU hose 3 m length (027-1303-030)

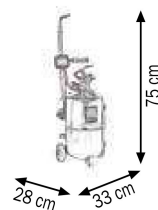
Oil digital nozzle (Art.024-1233-A00)

With flexible end manual drop valve Ø 12 mm

Funnel to fill the tank



027-1308-000 11,600 0,074 1



027-1308-000

Art. 027-1312-000

50 l pneumatic oil dispenser

Composed by:

Tank capacity 50 l (with level indicator)

Delivery hose Ø 12 mm spring PU hose 3 m length (027-1303-030)

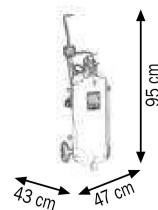
Oil digital nozzle (Art.024-1233-A00)

With flexible end manual drop valve Ø 12 mm

Funnel to fill the tank



027-1312-000 24,100 0,152 1



027-1312-000

They are advised for the filling and maintenance of oil. The tank has to be filled for 4/5 of its capacity and when air is put inside at 6-8 bar it works automatically without any continuous link to compressed air.



027-1314-000

Art. 027-1314-000

65 I pneumatic oil dispenser

Composed by:

Tank capacity 65 I (with level indicator)

Art.024-1231-C00 Oil dispensing nozzle with flex. hose and aut.drop valve

Art.906-0404-030 Delivery hose 1SC 1/2 3 m length

Art.020-1190-000 Oil pump ratio=3:1 30 l/min

Art. 027-1315-000

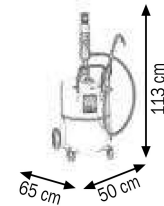
65 I pneumatic oil dispenser

Composed like Art.027-1314-000 but with:

Art.020-1200-000 Oil pump ratio=5:1 28 l/min



027-1314-000	29,000	0,210	2
027-1315-000	30,100	0,210	2



027-1316-000

Art. 027-1316-000

65 I pneumatic oil dispenser with digital nozzle

Composed by:

Tank capacity 65 I (with level indicator)

Art.024-1233-C00 Oil **digital** nozzle with flex. hose and aut.drop valve

Art.906-0404-030 Delivery hose 1SC 1/2 3 m length

Art.020-1190-000 Oil pump ratio=3:1 30 l/min

Art.027-1317-000

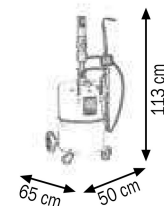
65 I pneumatic oil dispenser with digital nozzle

Composed like Art.027-1316-000 but with:

Art.020-1200-000 Oil pump ratio=5:1 28 l/min



027-1316-000	30,800	0,210	2
027-1317-000	31,000	0,210	2



027-1329-000

Art. 027-1329-000

65 I manual oil dispenser

Composed by:

Tank capacity 65 I (with level indicator)

Art.024-1232-F00 Oil dispensing nozzle with flex. hose and Man.drop valve

Art.902-0414-020 R6 1/2" hose M 1/2"- M 1/4" 2 m length

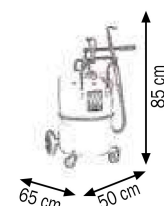
Double-acting manual oil pump

delivery quantity for each

lever action 250cc



027-1329-000	24,600	0,190	1
---------------------	--------	-------	---



These equipment are supplied with pneumatic or manual pump, advised for the filling and maintenance of oils of every viscosity. The working pressure can swing between 3,5 - 8,5 bar obtaining a medium delivery of 13 l/min.





027-1320-000

Art. 027-1320-000

16 l manual oil dispenser

Composed by:
 Tank capacity 16 l
 Manual pump
 Delivery hose 2,0 m length
 With level valve, rigid end 30°
 Flow rate: 80cc for each stroke

			
027-1320-000	10,000	0,090	1



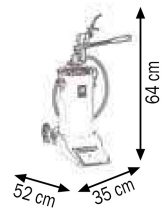
027-1322-000

Art. 027-1322-000

16 l wheeled manual oil dispenser

Composed by:
 Tank capacity 16 l
 Manual pump
 Delivery hose 2,0 m length
 With level valve, rigid end 30°
 Flow rate: 80cc for each stroke

			
027-1322-000	11,900	0,090	1



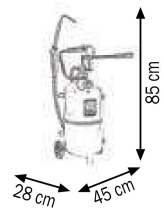
027-1326-000

Art. 027-1326-000

24 l manual oil dispenser

Composed by:
 Tank capacity 24 l (with level indicator)
 Double-acting manual pump
 Oil dispensing nozzle with flexible hose and drop valve (Art.024-1232-F00)
 Delivery hose 2,0 m length
 Flow rate: 80cc for each stroke

			
027-1326-000	14,300	0,074	1



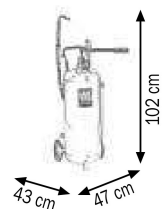
027-1328-000

Art. 027-1328-000

50 l manual oil dispenser

Composed by:
 Tank capacity 50 l (with level indicator)
 Double-acting manual pump
 Oil dispensing nozzle with flexible hose and drop valve (Art.024-1232-F00)
 Delivery hose 2,0 m length
 Flow rate: 80cc for each stroke

			
027-1328-000	26,200	0,196	1



Manual oil dispensers with double-acting manual pump, suitable for high viscosity oils (SAE 15-220). They are advised for the filling or dispensing of motor oils, transmissions, differential gears, hydraulic power packs and so on.

Art. 027-1336-000

Double-acting oil pump for drums of 50-220 l

Composed by:

- Art.025-1262-000 Threaded ring M 2" Ø 42 mm for pumps fastening
 - Art.024-1232-F00 Oil dispensing nozzle with flex. hose and aut.drop valve
 - Art.902-0414-020 R6 1/2" hose M 1/2"- M 1/4" 2 m length
 - Art.095-5284-000 Telescopic suction hose with foot valve
min 700 max 1000 mm length M1" inlet
- Quantity of delivered oil for cycle 250cc



027-1336-000	6,200	0,031	1
--------------	-------	-------	---



027-1336-000

Art. 027-1338-000

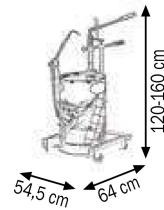
Double-acting wheeled oil pump for drums of 30-60 l

Composed by:

- Art.027-1336-000 Manual pump
- Art.030-1395-000 4-wheels trolley



027-1338-000	19,800	0,076	1
--------------	--------	-------	---



027-1338-000

Art. 027-1325-000

Oil and diesel fuel transfer pump

Telescopic shank for drums of 30-220 l

Delivery capacity 30 l/min

Art. 027-1325-A00

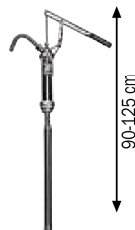
Transfer pump for anti-freeze liquid, solvents

Telescopic shank for drums of 30-220 l

Delivery capacity 30 l/min



027-1325-000	2,300	0,008	1
027-1325-A00	2,300	0,008	1



027-1325-000

They are suitable for the dispensing of low and high viscosity oils (SAE 15-220); they are prearranged for the direct application to the tank.



027-3500-125

Art. 027-3500-125

Oil syringe brass body capacity 125 cc
Suction-pressing type
Brass rigid hose with 30° bent
Body Ø 30 mm length 240 mm



027-3500-125 0,600 0,001 1



027-3500-250

Art. 027-3500-250

Oil syringe brass body capacity 250 cc
Suction-pressing type
Brass rigid hose with 30° bent
Body Ø 40 mm length 300 mm



027-3500-250 0,700 0,001 1



027-3500-500

Art. 027-3500-500

Oil syringe brass body capacity 500 cc
Suction-pressing type
Brass rigid hose with 30° bent
Body Ø 50 mm length 340 mm



027-3500-500 0,850 0,002 1



027-3515-500

Art. 027-3515-500

Professional oil syringe for high viscosity oil capacity 500 cc
Suction-pressing type
Steel body with straight rigid hose
and rigid hose 90° bent
Body Ø 50 mm length 410 mm



027-3515-500 1,800 0,003 1



027-3521-000

Art. 027-3521-000

Professional oil syringe for high viscosity oil capacity 1000 cc
Suction-pressing type
Steel body with straight rigid hose
and rigid hose 90° bent
Body Ø 57 mm length 530 mm



027-3521-000 2,200 0,003 1

Oil cans with rigid spout

Plastic handle and tank

Polypropylene pump

Article	Capacity	Spout lenght
027-3600-200	200 cc	160 mm
027-3600-300	300 cc	160 mm
027-3600-500	500 cc	160 mm



027-3600-200

Oil cans with flexible spout

Plastic handle and tank

Polypropylene pump

Article	Capacity	Spout lenght
027-3610-200	200 cc	170 mm
027-3610-300	300 cc	170 mm
027-3610-500	500 cc	170 mm



027-3610-200

Oil cans with rigid spout

Steel handle and tank

Brass pump

Article	Capacity	Spout lenght
027-3620-200	200 cc	125 mm
027-3620-300	300 cc	125 mm
027-3620-500	500 cc	150 mm



027-3620-200

Oil cans with flexible spout

Steel handle and tank

Brass pump

Article	Capacity	Spout lenght
027-3630-200	200 cc	150 mm
027-3630-300	300 cc	150 mm
027-3630-500	500 cc	175 mm



027-3630-200

Rigid brass spout for oil cans Art.027-3600-200/300/500

Article	Spout	Spout lenght
027-3640-160	Rigid	160 mm



027-3640-160

Flexible spout for oil cans Art.027-3610-200/300/500

Article	Spout	Spout lenght
027-3642-170	Flexible	170 mm



027-3642-170

Rigid steel spout for oil cans Art.027-3620-200/300/500

Article	Spout	Spout lenght
027-3650-125	Rigid	125 mm
027-3650-150	Rigid	150 mm
027-3650-175	Rigid	175 mm



027-3650-125

Flexible steel spout for oil cans Art.027-3630-200/300/500

Article	Spout	Spout lenght
027-3660-150	Flexible	150 mm
027-3660-175	Flexible	175 mm
027-3660-225	Flexible	225 mm



027-3660-150



027-3680-020

Squeeze action oil cans
Polyethylene tank and plug
Brass tube

Article	Capacity	Ø Tank	Tot. height
027-3680-020	20 cc	22 mm	160 mm
027-3680-050	50 cc	36 mm	160 mm



027-3690-100

Squeeze action oil cans
Polyethylene tank and plug
Brass tube

Article	Capacity	Ø Tank	Tot. height
027-3690-100	100 cc	45 mm	210 mm
027-3690-250	250 cc	60 mm	235 mm
027-3690-300	300 cc	65 mm	240 mm



027-1354-000 027-1355-000 027-1356-000

Polyethylene graduated decanters
With lid, flexible hose and plug

Article	Capacity	Flexible hose length
027-1354-000	1 l	185 mm
027-1355-000	2 l	185 mm
027-1356-000	5 l	185 mm
027-1354-010	Flexible hose for decanters 1-2 l	185 mm
027-1356-010	Flexible hose for decanter 5 l	185 mm



027-1359-000

Polyethylene funnel
With filter, flexible hose

Article	Ø Funnel	Flexible hose length
027-1359-000	190 mm	185 mm